


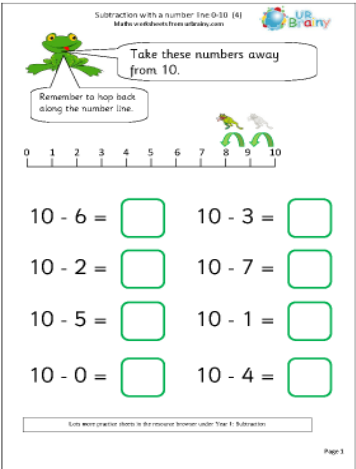

## Year 1 Willow and Oak class weekly overview

Week commencing 23 /11/20


	Learning Objective	Suggested Activities
PSHE	Working as a team	Talk about the things that you do together at home. Set a challenge that is better/easier with 2 or more people helping. E.g. Tidying up, playing a game, baking a cake etc
Literacy	We are retelling the story of the 3 Little Pigs, orally and in writing.	<p>This week we are going to be writing the story of the 3 little Pigs. We will do this in 3 sessions. Beginning, middle and end. Ask your child to retell the story thinking carefully about the order of the main events. Look at the pictures. What's happening in each picture? Can you put them in the right order from 1-6?</p> <p>Which words do we use to start a fairy tale? Once upon time.....</p> <p>Support your child to write each section of the story. Encourage them to write keywords or a simple sentence if appropriate.</p>
Phonics	We are learning the trigraph (3 letters, 1 sound) <b>ure</b> and the digraph <b>er</b>	<p>For both sounds: Watch Mr Thorne phonics.</p> <p><b>ure</b> (Geraldine Giraffe) <a href="https://www.youtube.com/watch?v=YwCzf71fIBA">https://www.youtube.com/watch?v=YwCzf71fIBA</a>            (Little Learners) <a href="https://www.youtube.com/watch?v=g_2Oju8WKW4">https://www.youtube.com/watch?v=g_2Oju8WKW4</a></p> <p><b>er</b> (Geraldine Giraffe) <a href="https://www.youtube.com/watch?v=KK8_kUg3454">https://www.youtube.com/watch?v=KK8_kUg3454</a>            (Little learners) <a href="https://www.youtube.com/watch?v=Taa3ANEyN_Y">https://www.youtube.com/watch?v=Taa3ANEyN_Y</a></p> <p>Practice sounding out the words. How many words can you think of with those sounds in?            Write a list of the words you that thought of. Can you write a sentence using some of those words?            Can you find any objects in your house with theses sounds?</p>



## Year 1 Willow and Oak class weekly overview

<p><b>Maths</b></p>	<p>We are learning to subtract using objects, pictures, numbers and symbols.</p>	<p>How many words do we know that mean take away? (subtract, minus, left, less)            Listen to the song below, it will help you  <a href="https://www.bbc.co.uk/bitesize/clips/z2xpvcw">https://www.bbc.co.uk/bitesize/clips/z2xpvcw</a>            The link below takes you to a BBC bitesize clip and subtraction activity.  <a href="https://www.bbc.co.uk/bitesize/topics/zwv39j6/articles/ztpmrwx">https://www.bbc.co.uk/bitesize/topics/zwv39j6/articles/ztpmrwx</a></p> <p>Count out a group of objects (up to 10) Ask your child to count them. Take some away, how many left now? So _ take away _ equals _? Repeat with a different number.</p> <p>Have a go at the take away sheet. You could use objects to help you find the answers.</p>	
<p><b>Design and Technology Geography</b></p>	<p>Designing our dream home</p>	<p>We have been thinking about where we live and the homes that we live in. In school we drew a design of our dream house and are making a model of it. Think about the main features of a house e.g windows, doors, chimney etc            Can you help your child make a model house? You could use a cereal box and other found items to decorate it. You could add curtains if you have any scraps of fabric.            You could build a house out of lego or bricks too.</p>	
<p><b>Music</b></p>	<p>We are thinking about how different types of music make us feel.</p>	<p>Listen to these 2 different pieces of music            Flight of the Bumblebees ( Rimsky-Korsakov) <a href="https://www.youtube.com/watch?v=aYAJopwEYv8">https://www.youtube.com/watch?v=aYAJopwEYv8</a>            Moonlight Sonata (Beethoven) <a href="https://www.youtube.com/watch?v=4Tr0otuiQuU">https://www.youtube.com/watch?v=4Tr0otuiQuU</a></p> <p>How are they different to each other? Are they fast/slow? Happy/sad? etc            How do they make you feel?            Can you draw a response to each piece of music?</p>	

## Year 1 Willow and Oak class weekly overview

PE	Wake and shake and yoga fun.	<p>Try out a daily workout. The link below takes you to one of our wake and shake songs. Shake your Sillies out <a href="https://www.youtube.com/watch?v=NwT5oX_mgS0&amp;list=RDNwT5oX_mgS0&amp;start_radio=1">https://www.youtube.com/watch?v=NwT5oX_mgS0&amp;list=RDNwT5oX_mgS0&amp;start_radio=1</a> We have been doing some cosmic yoga. There are lots to find on Youtube. Click below to have a go at the Cosmic Yoga disco <a href="https://www.youtube.com/watch?v=dw-0bmtDPnk">https://www.youtube.com/watch?v=dw-0bmtDPnk</a></p>	
Forest School	Hibernating animals.	<p>What does hibernation mean? Can you find out which British animals hibernate? What do they need to do before they hibernate? Where do they hibernate? Draw a picture of the animals and label them.</p> <p>If you go for a walk, you might be lucky see a squirrel collecting nuts ready for winter.</p>	 A photograph of a red squirrel sitting on a dark log, holding a nut in its paws and eating it. The background is a soft, out-of-focus green.
Please continue to read your reading books at home and bring them back to school on a Monday and a Friday to be changed where possible.			