

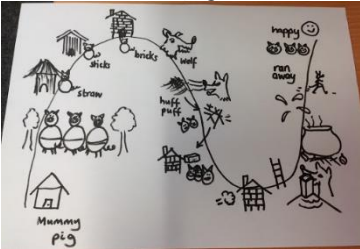






## Reception Cherry and Apple class weekly overview


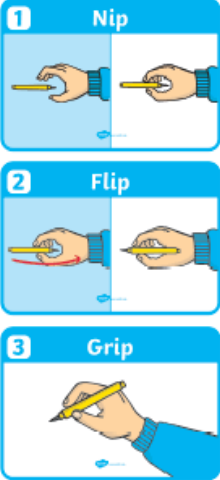
Week commencing 30/11/20

	Learning Objective	Suggested Activities
<p><b>Literacy</b></p> 	<p>To be able to talk about the beginning, middle and end of Stickman.</p> 	<p>To listen to the story stickman.  <a href="https://www.youtube.com/watch?v=qhflzw9Gf6Q">https://www.youtube.com/watch?v=qhflzw9Gf6Q</a>                      What happens at the beginning of stickman? What happens in the middle? What happens at the end? Can you draw a story map with pictures for the beginning of the story, the middle and the end? Can you label the pictures you have drawn? Use the sound mat at the bottom of the document to help you record the sounds you can hear in sequence.</p>  <p style="text-align: right;">An example of a story map for The Three Little Pigs.</p>
<p><b>Phonics</b></p> 	<p>Phase 2: To recall Phase 2 tricky words.</p> <p>Phase 3: To learn the digraphs sh, ch and th.                      To segment and blend sound in words to read CVC words.</p>	<p>Can you join in with the tricky word song?  <a href="https://www.youtube.com/watch?v=TvMyssfAUxO">https://www.youtube.com/watch?v=TvMyssfAUxO</a></p> <p>We are looking at the <b>sh</b>, <b>ch</b> and <b>th</b> digraphs this week. Can you watch the videos about these sounds? Can you find items in your house that have the sounds in.</p> <p><b>sh</b> video: <a href="https://www.bbc.co.uk/bitesize/topics/zvq9bdm/articles/zhg8gwx">https://www.bbc.co.uk/bitesize/topics/zvq9bdm/articles/zhg8gwx</a></p> <p><b>ch</b> video: <a href="https://www.bbc.co.uk/bitesize/topics/zvq9bdm/articles/zjp3pg8">https://www.bbc.co.uk/bitesize/topics/zvq9bdm/articles/zjp3pg8</a></p> <p><b>th</b> video: <a href="https://www.bbc.co.uk/bitesize/topics/zvq9bdm/articles/zk6f6v4">https://www.bbc.co.uk/bitesize/topics/zvq9bdm/articles/zk6f6v4</a></p> <p>Can you play buried treasure with these sounds? If the word is a real word, move it into the treasure. If it's a non-sense word, move it into the trash.</p> <p>Go to <a href="http://www.phonicsplay.co.uk">www.phonicsplay.co.uk</a>                      Go to the buried Treasure game and you will find this week's sounds in Phase 3.</p>



## Reception Cherry and Apple class weekly overview

<p>Maths</p> 	<p>To be able to find one less than a number to 10 or 20.</p>	<p>Can you sing ten green bottles sitting on the wall: <a href="https://www.bbc.co.uk/teach/school-radio/nursery-rhymes-ten-green-bottles/zncyt39">https://www.bbc.co.uk/teach/school-radio/nursery-rhymes-ten-green-bottles/zncyt39</a></p> <p>What do you notice happening to the bottles on the wall? Did you see that there was one less each time? We are going to look at one less this week!</p> <p>Count out a set of 20 toys into a cardboard box. The cardboard box is going to be a bus to take the toys on a journey. Move the box around the room and each time the bus stops, a toy gets off the bus. Count how many toys are left each time until the bus is empty.</p> <p>Challenge: Draw a 0-20 number line on the floor outside using chalks. Stand on 0. Ask a grown-up to say a number and then jump to that number. Can you work out what is one less? Move to that number and say it out loud.</p>
<p>UTW</p> 	<p>To be able to talk about how myself and my family celebrate Christmas.</p> 	<p>Stickman made it home to the family tree just in time to celebrate Christmas. Can you talk with people in your house about how you celebrate Christmas? Can you draw a picture of you and your family celebrating Christmas? Can someone in your house label your picture and the things that you have drawn?</p> <p>Can you have a go at learning this Christmas song: <a href="https://www.youtube.com/watch?v=YpW6pgJHvYw">https://www.youtube.com/watch?v=YpW6pgJHvYw</a></p> <p><b>Donkey Plodding</b></p> <p>Donkey - Eee-orr! Donkey plodding, donkey plodding Move your weary bones. Donkey plodding, donkey plodding Over rocks and stones. Or-eee-orr, eee-orr, eee-orr, Never ever moans: Donkey plodding all day long. Donkey - Eee-orr!</p> <p>Carry gentle Mary, Carry gentle Mary, All the way to Bethlehem. Donkey - Eee-orr!</p> <p>Donkey plodding... Donkey - Eee-orr!</p>

## Reception Cherry and Apple class weekly overview

<p>Physical Development</p> 	<p>To be able to form recognisable letter, some correctly.</p> 	<p>Can you practise your letter formation for <b>s</b>, <b>h</b>, <b>c</b>, and <b>t</b>? Don't forget your pencil grip. Remember nip, flip and grip.</p> <p>Use these videos to help!  <b>s</b> letter formation video: <a href="https://www.youtube.com/watch?v=9O-v0znuVuc">https://www.youtube.com/watch?v=9O-v0znuVuc</a>  <b>h</b> letter formation video: <a href="https://www.youtube.com/watch?v=Us8fD3gMOHO">https://www.youtube.com/watch?v=Us8fD3gMOHO</a>  <b>c</b> letter formation video: <a href="https://www.youtube.com/watch?v=wD8zytuKJAU">https://www.youtube.com/watch?v=wD8zytuKJAU</a>  <b>t</b> letter formation video: <a href="https://www.youtube.com/watch?v=dHI-rxOYojA">https://www.youtube.com/watch?v=dHI-rxOYojA</a></p>
<p>Expressive Arts Development</p>	<p>To be able to mould and manipulate materials, to create a planned effect.</p> <p>To be able to create my own Salt Dough Christmas decoration.</p>	<p>Can you make some salt dough? Can you shape this into a star and create your own Salt dough Christmas decoration?</p> <p><u>Ingredients</u>            500 g plain flour - self raising flour will make the salt dough bubble as it dries especially in the oven.            500 g table salt - any fine cooking salt will work            250 ml warm water</p> <p><u>Method</u></p> <ol style="list-style-type: none"> <li>1- Mix together the salt and the flour in a large bowl</li> <li>2- Add in the water, slowly mixing together at the same time.</li> <li>3- When combined, turn out onto a floured surface.</li> <li>4- Knead for 5-10 minutes until smooth and elastic.</li> <li>5- Cut out the shapes that the you wish for your decorations.</li> <li>6- Once your ornament is made leave it to air dry.</li> </ol>

## Reception Cherry and Apple class weekly overview

<p>Forest School</p> 	<p>To create a picture from natural materials. To be able to build with a purpose in mind.</p>	<p>Can you go into your garden and find some sticks? Can you create your own picture of a stick man? You could stick them on a piece of paper or tie them together to make the stick man. Can you find some natural materials for his hair?</p> 
<p>Communication and Language</p>	<p>Spot the difference</p>	<p>To play this with people in your house. To choose someone to be blind folded. To use a scarf as a blindfold. While the person is blindfolded, someone else to change their appearance e.g. take a jumper off, put a hat on etc. The blindfolded person to take the blindfold off and guess what has changed.</p> <p>Take it in turns to be blindfolded.</p>
<p>Please continue to practice the children's independence skills e.g. putting shoes and coats on independently. To continue to read home reading book and other stories at home.</p>		

## My Phase 2 Sound Mat

