




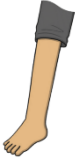



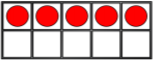
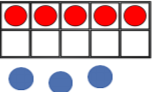

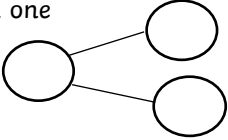





Reception Cherry and Apple class weekly overview





Week commencing 9/11/20

	Learning Objective	Suggested Activities
<p>Literacy</p> 	<p>To be able to write CVC words.</p>	<p>Can children sound out the words for these pictures and record the sounds you hear? There is a sound mat at the end of this document to support you in remembering what the sounds look like.</p> <div style="display: flex; justify-content: space-around; align-items: center;">       </div>
<p>Phonics</p> 	<p>Phase 2: recall sounds To segment and blend sound in words to read CVC words.</p>	<p>Can you sing the phonics song and recall all the sounds we have learnt? https://www.youtube.com/watch?v=saF3-fOXWAY</p> <p>https://www.phonicsplay.co.uk/resources/phase/2/buried-treasure</p> <p>Can you play Buried Treasure? You need to sound out the CVC word and blend the sounds together to read it. Then can you decide if it is real or fake. If it is a real word it goes into the treasure, if it is a fake word, it goes into the trash.</p> <p>(When you've clicked on the tab, click start and then phase 2. Then click of revise all phase 2)</p>
<p>Maths</p> 	<p>To be able to create their own addition story using first, then and now. To be able to add two groups by counting on.</p>	<p>Have a look at the tens frames to the right.</p> <p>Can you say an addition story about it using the words first, then and now? e.g. first there were 5 reds, then 3 blues came along, Now there are 8 altogether.</p> <p>Can you then write the addition sum for this picture (e.g. $5+3=8$) Can you also write the part part whole? (The number altogether goes into the circle on its own, the amount of reds in one circle and the blue in the other.)</p> <p>Can you repeat with the picture below?</p> <div style="display: flex; justify-content: space-around; align-items: center;"> <div style="text-align: center;"> <p>First</p>  </div> <div style="text-align: center;"> <p>Then</p>  </div> <div style="text-align: center;"> <p>Now</p>  </div> </div> <div style="text-align: center; margin-top: 20px;">  </div>

Reception Cherry and Apple class weekly overview

		
UTW 	To talk about why people celebrate Diwali and How the celebrate it.	<p>https://www.bbc.co.uk/cbeebies/watch/lets-celebrate-diwali</p> <p>Can you watch these videos about Diwali, it will tell you the story of Diwali, how people prepare to celebrate and will show people celebrating Diwali.</p> <p>Can you make your own Rangoli pattern by dyeing rice different colours and making a pattern on the ground? Have a look on the internet for different Rangoli patterns. You may want to make this outside and draw the outline of your Rangoli pattern with chalk first. Take a picture of your Rangoli pattern when it is complete!</p> <p><u>How to dye rice</u> You need:</p> <ul style="list-style-type: none">• Vinegar• Rice• Food colouring <p>STEP 1: Measure 1 Cup of rice into a container or sandwich bag. STEP 2: Next add 1 Teaspoon of Vinegar. STEP 3: Now add as much food colouring as desired (deeper colour= more food colouring). STEP 4: Cover the container or close the sandwich bag and SHAKE the rice vigorously for a minute or two. Check to see if the rice is evenly coated with the food colouring! STEP 5: Spread the coloured rice on a paper towel to dry in an even layer.</p> <p>Once the rice is dry you can make your Rangoli pattern. You can dye the rice as many colours as you desire 😊</p> 

Reception Cherry and Apple class weekly overview

<p>Physical Development</p> 	<p>To participate in Bollywood dancing.</p>	<p>https://www.youtube.com/watch?v=emkoMDZZMnw Can you follow the bollywood dance moves to dance like you are celebrating Diwali?</p>
<p>PSHE</p>	<p>To learn about remembrance day.</p> 	<p>https://www.youtube.com/watch?v=doalcouBKwc</p> <p>Can you watch the video above to learn about Remembrance day on Wednesday? Can you talk with adults about why we commemorate armistice day on 11th November and why it is important?</p> <p>At 11 o'clock on Wednesday, can you watch the video below to commemorate all those who have lost their lives to protect us.</p> <p>https://www.youtube.com/watch?v=pv_ub7Be7oA</p> <p>Can you make your own poppy using the craft items you have in your house?</p>
<p>Forest School</p> 	<p>To Create a picture of leaf man using natural items.</p> 	<p>Have a look at the story leaf man.</p> <p>https://www.youtube.com/watch?v=bqW-j3WV6g8</p> <p>Can you go outside and find some leaves in your garden? Can you create your own picture of leaf man using the leaves you've collected?</p>

Reception Cherry and Apple class weekly overview

Communication and Language	To be able to use language to describe an object.	Find an item in your house and hid it in a bag. You then have to describe it to an adult or another person. The person can ask 3 yes or no questions to clarify what they think it is. Can the person guess what it is? Swap over and take turns.
-----------------------------------	---	--

Please continue to practice the children's independence skills e.g. putting shoes and coats on independently.
To continue to read home reading book and other stories at home.

My Phase 2 Sound Mat

