



## Year 1 Willow and Oak class weekly overview



Week commencing 6 /11/20

	Learning Objective	Suggested Activities
PSHE	We are thinking about Teamwork.	What is a team? What things can you think of that need a team to help? If you had a team, how could you encourage others? What can you say to make someone feel valued? How can you praise someone? Can you think of anything that someone has said to you that has made you feel good about yourself?
Literacy	We are writing character descriptions for the 3 Little Pigs and thinking about sequencing the story..	<p>Can you write a character description of the wolf? Draw a picture of the wolf and write some words around him to describe his character .e.g. sneaky, scary.... Have a go at writing a sentence to describe him.</p> <p>We have been drawing story maps in groups in the classroom.</p> <p>Can you remember how to draw a story map for the story (beginning, middle, end)</p> <p>Watch the story of the 3 Little Pigs again to remind you of the sequence of events.  <a href="https://www.youtube.com/watch?v=QLR2pLUsl-Y">https://www.youtube.com/watch?v=QLR2pLUsl-Y</a></p> <p>Draw a picture for the beginning of the story and then draw an arrow for the next part. Keep going until you reach the end. See example below.</p> 
Phonics	We are learning the trigraphs (3 letters, 1 sound)	<p>For both sounds: Watch Mr Thorne phonics.</p> <p><b>air</b> (Geraldine Giraffe) <a href="https://www.youtube.com/watch?v=NcHIX2xK--A">https://www.youtube.com/watch?v=NcHIX2xK--A</a>  (Little Learners) <a href="https://www.youtube.com/watch?v=uZHKK9jnfFQ">https://www.youtube.com/watch?v=uZHKK9jnfFQ</a></p> <p><b>ear</b> (Geraldine Giraffe) <a href="https://www.youtube.com/watch?v=EneZ1UubxSA">https://www.youtube.com/watch?v=EneZ1UubxSA</a>  (Little learners) <a href="https://www.youtube.com/watch?v=4JSwmP61nXo">https://www.youtube.com/watch?v=4JSwmP61nXo</a></p> <p>Practice sounding out the words. How many words can you think of with those sounds in?  Write a list of the words you that thought of. Can you write a sentence using some of those words?  Can you find any objects in your house with theses sounds?</p>

## Year 1 Willow and Oak class weekly overview

<b>Maths</b>	We are revisiting number bonds to 10.	<p>To warm up, sing along with the 2 counting songs below Big number song <a href="https://www.youtube.com/watch?v=e0dJWfQHF8Y">https://www.youtube.com/watch?v=e0dJWfQHF8Y</a> Counting by 2s <a href="https://www.youtube.com/watch?v=JyCr0lgbYcl">https://www.youtube.com/watch?v=JyCr0lgbYcl</a> We are thinking about number bonds to 10 (pairs of numbers that add up to 10)</p>  <p>There is a good lesson about number bonds on BBC bitesize <a href="https://www.bbc.co.uk/bitesize/articles/zyd28hv">https://www.bbc.co.uk/bitesize/articles/zyd28hv</a> Watch the video and song. See if you can complete some of the activities. You don't need to print out the worksheet. Play 'Save the whale' on ICT games <a href="http://www.ictgames.com/saveTheWhale/">http://www.ictgames.com/saveTheWhale/</a> How many number bonds to 10 do you know?</p>
<b>Science</b>	We are investigating the properties of everyday materials	<p>How many different materials can you think of (wood, glass, brick, stone, fabric, wool, plastic etc) What materials did the Little Pigs use to make their houses? There is a fantastic video (link below) that explains what different materials there are, their properties (e.g. bendy, hard, strong etc.) and what we might use them for. <a href="https://www.youtube.com/watch?v=340MmuY_osY">https://www.youtube.com/watch?v=340MmuY_osY</a> The 3 little pigs are thinking about what the best material would be to use to make a waterproof shelter. Find some different materials in your home and think of a way to see if they are waterproof. You could build a little lego house, make different rooves for it and pour over some water to see which roof is best for keeping the house dry. Have fun!</p>

**Year 1 Willow and Oak class weekly overview**

<p><b>Design and Technology /Geography</b></p>	<p>Designing our dream home</p>	<p>We are thinking about where we live and the homes that we live in. What sort of house do you live in? (terrace. Semi-detached, bungalow, flat .....)</p> <p>Where is your house? How many windows does it have? Doors? Does it have a chimney? Do you have neighbours? Are you in the country, a town, a city?</p> <p>Design your very own dream home. We will be making a model of our dream home starting next week,</p> <p>Draw a picture of your home and think of what you would like it to look like.</p> <p>Label your picture and colour it in if possible.</p>	 <p>The illustration is titled 'Types of Houses' and shows eight different types of buildings: a tall yellow 'block of flats', a small brown 'cottage', a grey 'skyscraper', a yellow 'detached house', a blue and red 'semi-detached house', a grey 'terraced house', a green 'farmhouse', and a large stone 'villa'.</p>
<p><b>Music</b></p>	<p>Clapping to the beat</p>	<p>We are learning the song 'Build it high'</p> <p>The video has the song and the lyrics you can sing along to.</p> <p><a href="https://www.youtube.com/watch?v=g-2rKbMBZW8">https://www.youtube.com/watch?v=g-2rKbMBZW8</a></p> <p>We are clapping to the beat of the music</p>	
<p><b>Forest School</b></p>	<p>Building a burrow/house for a rabbit</p>	<p>See what you can find out about wild rabbits, where do they live and what do they need to survive?</p> <p>Can you build a home for one in the garden or make a model using twigs, grass etc</p>  <p>How would you know if a rabbit had been in your garden? What signs could you look for?</p>	
<p>Please continue to read your reading books at home and bring them back to school on a Monday and a Friday to be changed where possible.</p>			