





## Year 2 weekly overview

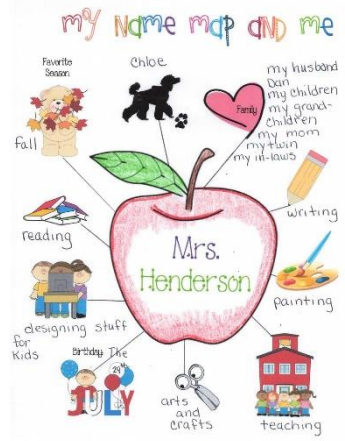
Week commencing: 25.01.2021

	Monday	Tuesday	Wednesday	Thursday	Friday
Writing 				Input on zoom at 9am Sheet dated 28.01 Can you use adjectives to describe the spaceship? (Around 30 mins)	Input on zoom at 9am Sheet dated 29.01 Can you create a story plan and sequence the story? (Around 40 mins)
Reading	Daily Reading of chapter book at 1:30pm	Daily Reading of chapter book at 1:30pm	Input on Zoom at 9am Sheet dated 27.01 Can you investigate what is happening in the pictures? (Around 20 mins)  Daily Reading of chapter book at 1:30pm	Daily Reading of chapter book at 1:30pm	Daily Reading of chapter book at 1:30pm
Phonics 	Phonics warm up on Zoom at 9am Sheet dated 25.01	Phonics warm up on Zoom at 9am Sheet dated 26.01	Phonics warm up on Zoom at 9am Sheet dated 27.01	Phonics warm up on Zoom at 9am Sheet dated 28.01	Phonics warm up on Zoom at 9am Sheet dated 29.01
Maths 	Input on Zoom at 9am Sheet dated 25.01- Can you make equal groups? Can you add the groups together? (Around 30 mins)	Input on Zoom at 9am Sheet dated 26.01- Can you add equal groups? Can you write a multiplication number sentence? (Around 30 mins)			

## Year 2 weekly overview

Activities to complete throughout the week	
<b>Science</b>	<p><b>Materials, Everyday items</b></p> <p>Can you find items made out of metal in your house? What are they? What do they feel like? Why do you think they are made out of metal? Can you describe the object?</p>
<b>Art</b>	<p>Can you create a spaceship using shape this week?</p> <p>Here's one of the illustrations from 'Lights on Cotton Rock' can you recreate it or come up with your own new spaceship?</p> <p>You could use coloured circles, tin foil, chalks/pastels, paint or colouring pencils.</p> 
<b>History</b>	<p>Please watch this video clip;  <a href="#">KS2: Neil Armstrong - BBC Teach</a></p> <p>We have been focusing on the theme of space. Why do you think this?</p> <p>Would did you find out from the video clip?</p> <p>Can you write down any facts?</p>
<b>Music and PE/Dance</b>	<p>Can you practise some different gymnastic shapes to music? Choose a song that you really like and practise these shapes;</p> <p>Pencil shape, tuck shape, straddle shape, star, happy/sad cat, front/back support and dish shape.</p> <p>You could also practise and explore some travelling movements such as;</p> <p>Sliding, jumping walking on tip toes, crawling, shuffling, turning, galloping, hopping, skipping and side stepping.</p> <p>Rolls - forward rolls, log/pencil rolls and teddy bear rolls</p> <p>See if you can come up with a little routine.</p>

## Year 2 weekly overview

<p>PSHE/Art</p>	<p>Please listen to the story 'Happy' by Nicola Edwards following the link; <a href="#">Happy: A Children's Book of Mindfulness - YouTube</a></p> <p>Think about what things make you happy? Maybe you could draw them too? You could show them in a mind map style like in the example; Draw things that you love around your name in the middle.</p> <p>There will be a sheet included in your packs to complete anytime throughout the week :)</p>  <p>The mind map is centered on a red apple with a green leaf. The name 'Mrs. Henderson' is written on the apple. Lines radiate from the apple to various items: 'Favorite Season' (with a basket of autumn leaves), 'Chloe' (with a black dog), 'my husband Dan', 'my children', 'my grand-children', 'my mom', 'my twin my ni-ni's', 'writing' (with a pencil), 'painting' (with a palette), 'teaching' (with a school building), 'arts and crafts' (with a key), 'designing stuff for kids' (with a girl), 'reading' (with a book), and 'JULY' (with a calendar).</p>
<p>Forest School</p>	<p><b>How do animals adapt in winter?</b></p> <p>Last week you looked at how human beings adapt to Winter, but what about animals? They can't wear warmer clothes or turn their heating and lights on. What do they do? How can they adapt to the cold Winter?</p> <p>Please watch the following clips or talk about ways that animals might adapt in Winter: <a href="#">Animals with Winter Coats! - YouTube</a> <a href="#">Cool Winter Animal Adaptations   NewsDepth: Spot On Science - YouTube</a></p> <ul style="list-style-type: none"><li>• They might eat different types of food.</li><li>• They might migrate</li><li>• They might hibernate</li><li>• They might produce thicker coats/fur</li></ul> <p>There will be a sheet included in your packs to complete anytime throughout the week - Can you draw and label ways that animals adapt to the winter season?</p>

*Year 2 weekly overview*