




## Key Stage 1 class weekly overview

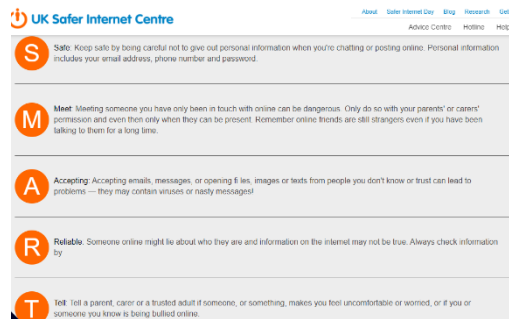
Week commencing: 8<sup>th</sup> February

	Monday	Tuesday	Wednesday	Thursday	Friday
<b>Writing</b> 	Input from teacher 9.30am Write your own story 'Bob man on the Moon'	Input from teacher 9.30am Design your own alien and write a character description			
<b>Reading</b>	Remember to read with your child every day for 10 minutes.	Have you had a look on the <b>Oxford Owl</b> Website? There are lots of free ebooks to read with your child online. You have to register as a parent. See the link below. <a href="https://home.oxfordowl.co.uk/reading/free-ebooks/">https://home.oxfordowl.co.uk/reading/free-ebooks/</a>	Read a school book/ share a story from your books at home / try an Oxford Owl book online . Let us know how you get on!!	Read a school book/ share a story from your books at home / try an Oxford Owl book online . Let us know how you get on!!	Read a school book/ share a story from your books at home / try an Oxford Owl book online . Let us know how you get on!!
<b>Phonics</b> 	Air that's not fair <b>Sheet in pack</b> e-e – Pete and Steve song <a href="https://www.youtube.com/watch?v=O71-lh-DKLU">https://www.youtube.com/watch?v=O71-lh-DKLU</a> <b>Sheet in pack</b>	ure sure its pure <b>Sheet in pack</b> i-e – nice smile Mike the pike song <a href="https://www.youtube.com/watch?v=vDms5bRsvq4">https://www.youtube.com/watch?v=vDms5bRsvq4</a> <b>Sheet in pack</b>	<b>Handwriting</b> <b>Sheet in pack</b>	er better letter <b>Sheet in pack</b> o-e – Cole the mole song <a href="https://www.youtube.com/watch?v=gC1fTHIWLOI">https://www.youtube.com/watch?v=gC1fTHIWLOI</a> <b>Sheet in pack</b>	Sentence sheet <b>Sheet in pack</b> u-e – huge brute Jude the mule song <a href="https://www.youtube.com/watch?v=x-H4SezDuo4">https://www.youtube.com/watch?v=x-H4SezDuo4</a> <b>Sheet in pack</b>

## Key Stage 1 class weekly overview

<p>Maths</p> 				<p>Input from class teacher at 9.30am. Sheet dated 11<sup>th</sup> February 'Subtraction'</p>	<p>Input from class teacher at 9.30am. Sheets dated 12<sup>th</sup> February 'Subtraction 2'</p>
<p>Phonics: Gp1 phonics - links on sheet to be completed</p> <p><b>Group 2 Please note this is the last week of phonics. In your pack you will find flashcards to make with your children. Please practise these sounds every day. Make words out of them, hide them around the house. The children should know them inside and out ready to move on next term</b></p> <p>Daily phonics sound click on the links  <i>air that's not fair</i>              Mr Thorne's Phonics <a href="https://www.youtube.com/watch?v=T3rWZYN5jno">https://www.youtube.com/watch?v=T3rWZYN5jno</a>  <i>ure sure its pure</i>              Mr Thorne's Phonics <a href="https://www.youtube.com/watch?v=IK8m-5JQmsa">https://www.youtube.com/watch?v=IK8m-5JQmsa</a>  <i>er better letter</i>              Mr Thorne's Phonics <a href="https://www.youtube.com/watch?v=WaxZN4BZjgc">https://www.youtube.com/watch?v=WaxZN4BZjgc</a>              Tricky word Song: <a href="https://www.youtube.com/watch?v=R087LYrRpgY">https://www.youtube.com/watch?v=R087LYrRpgY</a>              Handwriting letter sheet</p>					
<p>Activities to complete throughout the week</p>					
<p>Computing</p>	<p>On Tuesday 9<sup>th</sup> February it is Safer Internet Day.              On Wednesday we will be learning about ways to keep safe online.              Here are some useful links to websites with important information, games &amp; activities.  <a href="https://www.saferinternet.org.uk/advice-centre/young-people/resources-3-11s">https://www.saferinternet.org.uk/advice-centre/young-people/resources-3-11s</a></p>				

## Key Stage 1 class weekly overview



<https://www.childnet.com/resources/the-adventures-of-kara-winston-and-the-smart-crew/chapter1>

[https://www.thinkuknow.co.uk/4\\_7/](https://www.thinkuknow.co.uk/4_7/)

<https://www.bbc.co.uk/teach/safer-internet-day-resources/z6bbhbk>

Sheet dated 10<sup>th</sup> February - Keeping safe online

Can you create your own internet safety poster? This could include ways to keep safe online and rules that you have in your home to help you.

PE

See sheet from last week


Other useful sights for a quick 5/10 minute wake up are below

Go Noodle : sign up for lots of lovely action songs and dances <https://www.gonoodle.com/>

Cosmic kids yoga on You Tube <https://www.youtube.com/user/CosmicKidsYoga>

We also start our Feel Fantastic and Fit in February Challenge next week. You'll find a slip in your pack to cut off each week and record your miles. See below

## Feel Fantastic in February



## Key Stage 1 class weekly overview



### Week Beg 1<sup>st</sup> February

How many miles did you and your family do this week ?

Name :

Class:

Art

*We are going to be making our own 3D rockets this week.*

*In your pack you'll find a rocket template complete with instructions. First, colour in your rocket and then with an adult's help, carefully cut out and assemble your rocket.*

*Maybe you could have a go at making a junk model rocket too?*

*We'd love to see them!*



PSHE

**STORY : BABY BRAINS** : *Expressing our Feelings- Drama/ Acting*

*This week we're thinking about how to express our feelings Choose from the following:*



*Act out some stories where the characters have different feelings. For example, the Three Little pigs/ The smartest giant in town ... which character is angry? Sad? Worried? Excited? Upset? Cheerful? Proud?*

*Or*

*Take photos of your face expressing different emotions. How many different faces can you make??*

*Share your pictures on the class email [oakclass@park-inf.gloucs.sch.uk](mailto:oakclass@park-inf.gloucs.sch.uk)*

## Key Stage 1 class weekly overview

	<p>Or <b>Draw</b> your own feelings monster (there is a sheet in your pack )</p>
<p>Music</p>	<p>SPACE MUSIC!!!! Listen to different pieces of music representing space and draw responses to the music Venus : <a href="https://www.youtube.com/watch?v=mp5gksq_OEI">https://www.youtube.com/watch?v=mp5gksq_OEI</a> BBC Orchestra live Jupiter : <a href="https://www.youtube.com/watch?v=BUMzT3YKHs">https://www.youtube.com/watch?v=BUMzT3YKHs</a> Contrasting - Holst Planets - <u>Venus Bringer of Peace</u> slow and quiet flute , French horn, violins, oboe , harp  Vs <u>Jupiter</u> loud and strong Recognise - different instruments / quiet and loud sounds/ fast and slow <b>Sheet in pack: Draw pictures in response to the music you hear. Can you draw the instrument sounds you can hear? Recognise the change in the conductors movements?</b></p>
<p>Forest School</p> 	<p>Make an Ice bauble: You will need:</p> <p>An empty plastic pot that will hold water, some found natural items, a piece of string or ribbon</p> <ul style="list-style-type: none"><li>• Find some small natural items, I found berries of a tree, left over sprouts, bits of plants, dried grass, fallen leaves</li><li>• Arrange them in the bottom of the plastic pot, drape a piece of string with the two ends in the pot and the loop on the outside of the pot</li><li>• Put a thin layer of water in the bottom of the pot, just enough to cover the things you have arranged</li><li>• Leave outside overnight when frost is forecast. If the weather is mild, you could put it in the freezer overnight.</li><li>• Next morning check your pot, if its frozen you should be able to use the loop of string to lift the frozen ice bauble out of the plastic pot and hang it on a tree or bush.</li></ul> 

Key Stage 1 class weekly overview

			
--	--	---	--

Additional notes:

**Key Stage 1 class weekly overview**