




Key Stage 1 class weekly overview



Week commencing: 22nd February

| | Monday | Tuesday | Wednesday | Thursday | Friday |
|-------------------------------------------------------------------------------------------------------|-------------------------------------------------------------------------------------------------------------------------------------------------------------------------------------------------------|------------------------------------------------------------------------------------------------------------------------------------------------------------------------------------------------------------|------------------------------------------------------------------------------------------------------------------------------------------------------------------------------------------------------------|-----------------------------------------------------------------------------------------------------------------------------------|-------------------------------------------------------------------------------------------------------------------------|
| Writing  | Children to write their own innovated story of Man on the Moon To write a short story using prompts from previous week To write a sentence to go with each picture To write a sentence to go | Design an Alien and give it a name! | | | |
| Reading | Read for 10 minutes daily with your child. Don't forget to talk about and question the things that happen in the story. | https://home.oxfordowl.co.uk/reading/free-ebooks/ Free E books on Oxford Reading Owl lots of choice for extra reading practise at home. | https://home.oxfordowl.co.uk/reading/free-ebooks/ Free E books on Oxford Reading Owl lots of choice for extra reading practise at home. | Read for 10 minutes daily with your child. Don't forget to talk about and question the things that happen in the story. | Read for 10 minutes daily with your child. Don't forget to talk about and question the things that happen in the story. |
| Phonics  | Phase 3 Revision Sheet - Practise saying, reading and writing the sounds in words. Sheets in Pack Phase 5 sound e-e - Pete and Steve song | Phonics Games Day!! I spy Read and Roll Have a go at some Phonics games on line www.phonicsplay.co.uk/ user: jan21 password: home | Handwriting Sheet in pack Have a go at some Phonics games on line www.phonicsplay.co.uk/ user: jan21 password: home | Phase 3 Revision Sheet - Practise saying, reading and writing the sounds in words. Writing tricky words. Sheets in Pack | Sentence sheet Sheet in pack u-e – huge brute Jude the mule song |

Key Stage 1 class weekly overview

| | | | | | |
|---------------------------------------------------------------------------------------------------|----------------------------------------------------------------------------------------------------------------------------------------------------------------------------------------------------------------------------------------------------------------------------------------------------------------------------------------------------------------------------------------------------------------------------------------------------------------------------------------------------------------------------------------------------------------------------------------------------------------------------------------------------------------------------|--------------------------------------------------------------------------------------------------------------------------------------------------------------------------------|--|---------------------------------------------------------------------------------------------------------------------------------------------------------------------|-------------------------------------------------------------------------------------------------------------------------------|
| | https://www.youtube.com/watch?v=O71-lh-DKLU <i>Sheet in Pack</i> | <i>i-e – nice smile</i> Mike the pike song https://www.youtube.com/watch?v=vDms5bRsvq4 <i>Sheet in Pack</i> | | <i>o-e –</i> Cole the mole song https://www.youtube.com/watch?v=gC1fTHIWLOI <i>Sheet in Pack</i> | https://www.youtube.com/watch?v=x-H4SezDuo4 <i>Sheet in Pack</i> |
| Maths  | | | | <i>Input from class teacher at 9.30am.</i> <i>Sheet dated Thursday 25th</i> <i>Place Value</i> | <i>Input from class teacher at 9.30am.</i> <i>Sheet dated Friday 26th</i> <i>Place Value 2</i> |
| <i>Activities to complete throughout the week</i> | | | | | |
| Science | <i>Input from class teacher at 9.30am on Wednesday.</i> <i>We will be learning what a carnivore, omnivore and a herbivore is.</i> <i>Watch this video clip:</i> https://www.bbc.co.uk/bitesize/clips/zwfd2p3 <i>Sheet 'Carnivore, omnivore or herbivore?'. Cut and stick the animals into the correct group according to what they eat.</i> <i>After, you could have a go at this quiz:</i> https://www.educationquizzes.com/ks1/science/animals-carnivores-herbivores-and-omnivores/ | | | | |
| PE | | | | | |

Key Stage 1 class weekly overview

| | | |
|--------------------------------------------------------------------------------------------------|-------------------------------------------------------------------------------------------------------------------------------------------------------------------------------------------------------------------------------------------------------------------------------------------------------------------------------------------------------------------------------------------------------------------------------------------------------------------------------------------------------------------------------------------------------------------------------------------------------------------------------------------------------------------------------------------------------------------------------------------------------------------------------------------------------------------------------------------------------------------------------------------------------------------|-------------------------------------------------------------------------------------|
| <p>Art</p> | <p>Making dinosaur skeletons. Be creative and make up your own dinosaur. Can you give it a name?</p> <p>Have a look at the skeleton examples in your learning pack. Can you describe different parts of the dinosaur?</p> <p>Try to use specific vocabulary to describe the different parts e.g platelets, spine, ribs, shin, hip etc</p> <p>Using a white pencil, lightly draw out dinosaur design onto your black piece of paper and then with white paper and scissors, start to add bone detail.</p> |  |
| <p>PSHE</p> | <div style="display: flex; justify-content: space-around; align-items: center;">  <div style="text-align: center;"> <p>Topic this term: My Health (Science and PE links)</p> <p>We will be thinking about all the ways we can keep our Body and Minds healthy. This week we are looking at Physical Activity and how it helps keep us healthy and the affects it has on our bodies.</p> <p>Sheet 1 : Can you tick the captions that are true about how we feel when we are active. Can you draw on the body what happens to different parts of our body when we are physically active?</p> <p>Sheet 2 : Challenge for the week . Draw pictures or add photos of the different ways you are active throughout the week.</p> </div>  </div> | |
| <p>Music</p>  | <p>Spring Songs!!! Here are some songs for you to learn the words to at home. Hopefully we will have the chance to sing them together sometime soon!!!</p> <p>Spring in My Toes https://www.youtube.com/watch?v=Nfr-IHXF30Q</p> <p>A Tiny Seed was Sleeping https://www.youtube.com/watch?v=095u0I29XFz</p> <p>And a song to keep you perked up and looking forward to good times ahead</p> <p>Give a Little Smile https://www.youtube.com/watch?v=DYedaETbsBI</p> | |

Key Stage 1 class weekly overview

Forest
School



Looking for signs of Spring

We are looking for signs of spring all around us, at school and at home.

Can your child name the four seasons and tell you which one comes after Winter? How can we tell that spring is on its way? What's happening to weather? The daylight?

If possible, go for a walk and look around for signs of spring. You could also do this in your garden. Maybe there are also smells and sound that are spring like too. See how many things you can tick off the list.



Additional notes:

Key Stage 1 class weekly overview