
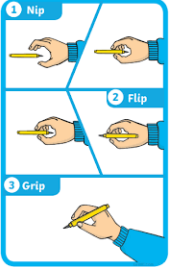



Reception Cherry and Apple class weekly overview

Week commencing: 22/2/2021


We will zoom at 10 am to introduce the work and then 11.30am see how the work has gone and read a story. Please use the link in the email sent on 5th January 2021 for all zoom meetings.

	Monday	Tuesday	Wednesday	Thursday	Friday
<p>Writing</p> 		<p><u>The Great Race - Chinese New Year Story</u> Listen again to the story 'The Great Race' Story Time: "The Great Race: The Story of the Chinese Zodiac" by Dawn Casey - YouTube</p> <p>Children need to label the pictures on their sheet: I can write the sounds that I can hear. I can find these sounds on a sound mat.</p> <p>OR</p> <p>Children will write a simple sentence about their picture. I can label my picture with key words. I can write a sentence.</p>			<p><u>Handwriting</u> Can you complete the handwriting patterns? Can you hold the pencil correctly?</p>  <p>Don't forget to start at the right point and keep the pencil on the paper. (This activity should take 10 mins)</p>
Reading	<p><u>The Great Race – Chinese New Year story.</u> I can talk about Chinese New Year.</p>				

Reception Cherry and Apple class weekly overview

	<p>Watch the following clip on Chinese New Year:</p> <p>CBeebies Chinese New Year (Lunar New Year) Zodiac Story - YouTube</p> <p>Talk to a grown up about the story and the different animals. Discuss which year you were born in – either the year of the Goat (2015) or the year of the Monkey (2016).</p> <p>Listen to the story ‘The Great Race’ Story Time: "The Great Race: The Story of the Chinese Zodiac" by Dawn Casey - YouTube</p> <p>Draw a picture of your zodiac animal. Can you talk about what happens in the story? Adult to scribe what the children say on their picture.</p>				
<p>Phonics</p> 	<p>Recap on all the sounds on your sound mats up to air, can you say them quietly and then shout them out.</p>	<p>Recap on all the sounds on your sound mats up to air.</p> <p>Can your grown up say a letter sound from the sound mat and see if you</p>	<p>Recap on all the sounds on your sound mats up to ure, can you say them quietly and then shout them out.</p>	<p>Recap on all the sounds on your sound mats up to ure.</p> <p>Play a game with your grown up. Take it in turns</p>	<p>Learn the new tricky word</p> <p><u>are</u></p> <p>Listen to the two tricky word songs</p>

Reception Cherry and Apple class weekly overview

	<p>Learn the new trigraph sound air, watch this video to help you.</p> <p>https://youtu.be/T3rWZYN5jno</p> <p>You will then have an air work sheet with today's date on in your pack.</p>	<p>can have a go at writing that sound without copying?</p> <p>Then have a go at your phonics worksheets with today's date on.</p> <p>You will have an air writing sheet or a reading game to have a go at.</p>	<p>Learn the new trigraph sound ure, watch these videos to help you.</p> <p>https://youtu.be/IK8m-5JQmso</p> <p>https://youtu.be/YwCzf71flBA</p> <p>You will have an ure writing sheet or ure phoneme spotter to complete with today's date on.</p>	<p>to give an instruction and sound it out as you go. For example you would say. Can you touch your f-ee-t? Can you j-u-m-p? Can you h-o-p? etc.</p> <p>Have a go at the sheet with today's date on in your pack.</p>	<p>https://youtu.be/TvMyssfAUx0</p> <p>and</p> <p>https://youtu.be/R0871YrRpgY</p> <p>You will have an are tricky word reading sheet and/ or a tricky word list to have a go at in your pack.</p> <p>Can you look in a book and find any of these words? Which words did you spot the most times?</p>
<p>Maths</p> 			<p>Length and Height</p> <p>https://www.youtube.com/watch?v=uvoJmMW-Wbo</p> <p>Can you watch this story of Jack and the Beanstalk?</p> <p>This week we are looking at the words tall and short. Tall is when something touches the ground and</p>	<p>Length and Height</p> <p>https://www.youtube.com/watch?v=uvoJmMW-Wbo</p> <p>Can you watch this story of Jack and the Beanstalk again?</p> <p>In your pack you have a selection of beanstalks. Can you order the beanstalks</p>	

Reception Cherry and Apple class weekly overview

			<p>stretches high into the air. Short is something that touches the ground and doesn't stretch as high into the air. Can you use something in your house to build a tall Beanstalk (tower) and a short beanstalk (tower). How do you know one is tall and one is short? <i>(should last 20mintues)</i></p>	<p>from the tallest to the shortest? Cut them out and put them in order on the sheet provided. (Should last 15 minutes)</p>	
--	--	--	---	---	--

Activities to complete throughout the week 😊

UTW



Chinese New Year

Children show interest in different occupations and ways of life.

Children know about similarities and differences between themselves and others, and among families, communities and traditions.

Look at this video of these children celebrating Chinese New Year.

<https://www.youtube.com/watch?v=1cRMRp9-Z08>

Can you make your own Chinese Dragon? You have a Dragon head and tail to decorate. Concertina the strip of paper for the body and stick the head and tail either end.






Can you use the lolly pop stick as handles, by stick them to the body?

Now you can make up your own dragon dance to the Chinese music below!

https://www.youtube.com/watch?v=NQ_Rhw6RUxw



Reception Cherry and Apple class weekly overview

<p>Physical Development</p> 	<p>Fine motor skills: Design a pizza cutting skills Handles tools, objects, construction and malleable materials safely and with increasing control.</p> <p>Can you cut out all the toppings or make your own and cut them out then stick them to your pizza?</p> 	<p>PE - Jumping Experiments with different ways of moving. Jumps off an object and lands appropriately</p> <p>Activities to try at home (follow sheet for more details)</p> <ul style="list-style-type: none"> - Frogs or rabbits - Can you reach it? - Don't go down the hole - Number jump
<p>Expressive Arts Development</p>	<p><u>Chinese Lantern</u> Children can manipulate materials to achieve a planned effect. Children can construct with a purpose in mind, using a variety of resources.</p> <p>Watch this video about how Chinese people use lanterns to help celebrate Chinese New Year: https://www.youtube.com/watch?v=XnXzQ-p-DpY</p> <p>In your pack there is some instructions for making a Chinese Lantern. Can you follow the instructions to make your own Chinese Lantern?</p> 	
<p>Forest School</p> 	<p>What Am I? Comments and asks questions about aspects of their familiar world such as the place where they live or the natural world. Can talk about some of the things they have observed such as plants, animals, natural and found objects. Talks about why things happen and how things work.</p> <p>- Collect natural items from outside such as furcones, leaves, twigs etc.</p> 	

Reception Cherry and Apple class weekly overview

	<ul style="list-style-type: none">- Pop findings on the floor or in a circle – choose an item without telling anyone.- Now describe the item as best you can and see if your grown up can guess.- Now swap.
Communication and Language	<p><u>Chinese Food</u> Children extend vocabulary, especially by grouping and naming, exploring the meaning and sounds of new words. Why not try some Chinese food? At the supermarket you could get:</p> <ul style="list-style-type: none">• Noodles• Spring rolls• Prawn crackers <p>Ask the children to talk about what the food tastes like. Is it soft or hard? Is it sweet or sour? Do they enjoy the food? Can they think of words such as delicious, enjoyable or tasty. Or if they don't like it can they think of words such as disgusting, horrible and dreadful. Can you write down the things they say? There is a slip included.</p> <p><u>Chinese New Year Songs</u> Children listen attentively in a range of situations. Children create movement in response to music. Children sing to self and makes up simple songs.</p> <p>We've also included some Chinese New Year songs in your packs. Can you learn these nursery rhymes with new lyrics for the Chinese New Year?</p>
<p>Please continue to practice the children's independence skills e.g. putting shoes and coats on independently. To continue to read home reading book and other stories at home. Have a look on Oxford Owl for additional reading books : https://www.oxfordowl.co.uk/</p>	