





Reception Cherry and Apple class weekly overview

Week commencing:18/1/2021



We will zoom at 10 am to introduce the work and then 11.30am see how the work has gone and read a story. Please use the link in the email sent on 5th January 2021 for all zoom meetings.

	Monday	Tuesday	Wednesday	Thursday	Friday
<p>Writing</p> 				<p>To be able draw my own story map.</p> <p>Do you remember the story from last week?</p> <p>Can you draw your own story map for the story Beegu?</p> <p>Don't forget to draw arrows to show which direction your story will go!</p>  <p>Here is an example of a story map for the three little pigs.</p> <p><i>(This activity should take no more than 15minutes 😊)</i></p>	<p>Handwriting</p> <p>To be able to begin to form letters correctly.</p> <p>Can you have a go at forming these letters correctly?</p> <p>Don't forget to start at the top and don't take that pencil off!</p>




Reception Cherry and Apple class weekly overview

<p>Reading</p>			<p>To be able to sequence pictures from a familiar story.</p> <p>Sequence pictures from the story from the beginning to the end?</p> <p>Challenge: Can you read and cut and stick the words under the correct picture?</p>		
<p>Phonics</p> 	<p>Recap on all the sounds on your sound mats up to oa, can you say them quietly and then shout them out.</p> <p>Learn the new digraph sound short oo, watch this video to help you. https://youtu.be/vR47jG-imRo</p> <p>Then have a go at the dated phonics sheet.</p>		<p>Recap on all the sounds on your sound mat up to oo, can you say the sound with the action.</p> <p>Learn the new digraph sound the long oo, watch this video to help you. https://youtu.be/UfMKV_9agiY</p> <p>Then have a go at the dated phonics sheet.</p>		<p>Learn the new tricky word</p> <p style="text-align: center;">We</p> <p>Listen to the tricky word song. https://youtu.be/TvMyssfAUxO</p> <p>Have a go at the matching tricky word sheet.</p>
<p>Maths</p> 	<p>To be able to talk about 3D shapes using everyday language. To begin to name 3D shapes.</p> <p>Listen to the 3D shape song: https://www.bbc.co.uk/bitesize/clips/zps34wx Can you remember any of the 3D shape names?</p>	<p>To begin to name 3D shapes. To begin to talk about their properties.</p> <p>Listen to the 3D shape song: https://www.bbc.co.uk/bitesize/clips/zps34wx Can you remember any of the 3D shape names?</p> <p>In your house, collect of the 3D items you found</p>			




Reception Cherry and Apple class weekly overview

	<p>3D shapes are different to 2D, they're not flat! They stand up and have faces that are made from 2D shapes.</p> <p>Can you use the 3D shape mat to find things that are a 3D shape in your house?</p> <p>You could make a list of the shapes you find or get an adult to take a photo you with the different shapes. (adults can scribe for this one!)</p> <p>Can you talk about the 3D shapes you find? What words can you use to describe it e.g. round.</p> <p><i>(This activity should last no more than 15minutes)</i></p>	<p>yesterday. Today we are going to sort them into the different 3D shapes. Can you decide which is a cube, which is a cuboid, which is a sphere, which is a cylinder. Have you got any other 3D shapes? Use your 3D shape map to help!</p> <p>Can you describe the shapes and talk about how many faces they have (sides) and how many vertices they have (corners)?</p> <p>An adult could write down what you can say about the shapes!</p> <p><i>(This activity should last no more than 15minutes)</i></p>			
	<p>Activities to complete throughout the week (To complete on a day and time that is best for you! 😊)</p>				
<p>UTW</p> 	<p>Winter</p> <p>To be able to identify the signs of winter.</p> <p>To be able to talk about why it is Winter.</p> <p>Have a look at this video: https://www.youtube.com/watch?v=XOBv6hchrg0</p> <p>What season do you think it was in the video?</p> <p>We have 4 seasons, can you name them? Today we are going to decide what season it is. Can you go outside and look for signs of what season it is? What can you see? What can you hear? What can you feel? What do you need to go outside? Why?</p>				
























Reception Cherry and Apple class weekly overview





	<p>It is winter because:</p> <ul style="list-style-type: none"> • It is cold. (it might even snow!) • The leaves are not on the trees. • The animals are hibernating • Less sunlight 	
<p>Physical Development</p> 	<p><u>Fine Motor skill activity:</u></p> <ul style="list-style-type: none"> •Draws lines and circles using gross motor movements. •Uses one-handed tools and equipment, e.g. makes snips in paper with child scissors. •Holds pencil between thumb and two fingers, no longer using whole-hand grasp.  <p>Complete the fine motor skill work sheet by carefully tracing the different lines as carefully as you can making sure you hold your pencil correctly. Once you have done this then have a go at cutting the lines.</p>	<p><u>PE – Circuit Training</u></p> <p>Moves freely and with pleasure and confidence in a range of ways. Experiment with different ways of moving.</p> <p>This PE session is going to really get your hearts working and get you all sweaty!</p> <p>Get your grown up to time you for 1 minute on each activity. How many can you do in that time? Write your number down in the work sheet provided.</p>  <p>Make sure you have a little rest in between each exercise and a drink of water and remember to stretch off after! ☺</p>
<p>Expressive Arts Development</p>	<p><u>Design and build Beegu a new home</u></p> <p>To build with a purpose in mind.</p> <p>Beegu is looking for a new home. Can you design him a new place to live. What does he need in his new home? What will it look like? Can you draw and label it. Then you could build his new home and get someone to take a photo of you with the home you've build! If you were going to build Beegu's home again what would you change? How would you make it even better. Maybe some can write our answers onto your design!</p>	

Reception Cherry and Apple class weekly overview

<p>Forest School</p> 	<p>What's in your circle?</p> <ul style="list-style-type: none">•Can talk about some of the things they have observed such as plants, animals, natural and found objects.•Looks closely at similarities, differences, patterns and change. <ul style="list-style-type: none">- Find a piece of string and make a circle on the ground outside; this could be in your garden or on your daily walk.- Try and find a space where there will be lots to look at!- Have a look carefully what is in your circle? (Grass? Leaves? Creatures? Plants? Feathers?)- Discuss what they can see and what is growing and what is not?- Can they predict what might change in their circle over time?- Now go back and draw what was in your circle (onto worksheet provided) and get your grown-ups to write down what you say!	
<p>Communication and Language</p>	<p>What am I?</p> <ul style="list-style-type: none">• Joins in with repeated refrains and anticipates key events and phrases in rhymes and stories.• Listens to others one to one or in small groups. <p>To take it in turns with your child to guess the animal you are describing. E.g “I have 4 legs, I am big and grey, I have a trunk”. Use the animal cards as examples to start you off!</p>	
<p>Please continue to practice the children's independence skills e.g. putting shoes and coats on independently. To continue to read home reading book and other stories at home. Have a look on Oxford Owl for additional reading books : https://www.oxfordowl.co.uk/</p>		

My Phase 2 Sound Mat

s 	a 	t 	p 	i 	n 	m 	d 
g 	o 	c 	k 	ck 	e 	u 	r 
h 	b 	f 	ff 	l 	ll 	ss 	

j 	v 	w 	x 	y 	z 	zz 	qu 
ch 	sh 	th 	ng 	ai 	ee 	igh 	oa 