
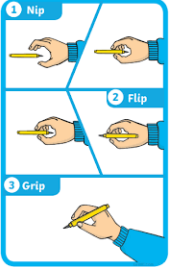



## Reception Cherry and Apple class weekly overview

Week commencing: 1/2/2021


**We will zoom at 10 am to introduce the work and then 11.30am see how the work has gone and read a story. Please use the link in the email sent on 5th January 2021 for all zoom meetings.**

	Monday	Tuesday	Wednesday	Thursday	Friday
<b>Writing</b> 					<b>Handwriting</b> Can you complete the handwriting patterns? Can you hold the pencil correctly?  Don't forget to start at the right point and keep the pencil on the paper. (This activity should take 10 mins)
<b>Reading</b>			<u>Aliens love underpants</u> To find the odd one out in a rhyming string. To continue a rhyming string.  Read Aliens Love Underpants <a href="#">Aliens Love underpants - Books</a>	<u>Aliens love underpants</u> To play a game of rhyming pairs. To find the rhyming words in a passage from a story.  Read the story again. Play a game of rhyming pairs, match pictures	





Reception Cherry and Apple class weekly overview

			<p><a href="#">Alive! Read Aloud book for kids - YouTube</a>          Discuss again the use of rhyming words in the text, why has the author done this? What effect does it create?</p> <p>Complete the rhyming word activity sheet.  <i>(This should take no more than 10 minutes)</i></p>	<p>and words together that rhyme with each other.          -or-          Complete the rhyming word spotter – circle or highlight the words that rhyme from the story.</p>	
<p>Phonics</p> 	<p>Recap on all the sounds on your sound mats up to <b>or</b>, can you say them quietly and then shout them out.</p> <p>Learn the new digraph sound <b>ur</b>, <b>watch</b> this video to help you.</p> <p><a href="https://youtu.be/Q49YSWKPyVo">https://youtu.be/Q49YSWKPyVo</a></p> <p>You will then have an <b>ur</b> writing sheet or an <b>ur</b> phoneme spotter sheet to have a go at with today's date on in your pack.</p>	<p>Have a go at your phonic reading sheets with today's date on.</p> <p>You will have a sheet with <b>sentences</b> on to read, or a sheet with words that have the <b>ur</b> sound in to read or a sheet that has <b>CVC</b> words on to read.</p>	<p>Recap on all the sounds on your sound mats up to <b>ur</b>, can you say them quietly and then shout them out.</p> <p>Learn the new digraph sound <b>ow</b>, <b>watch</b> this video to help you.</p> <p><a href="https://youtu.be/GJtvjxBYg7I">https://youtu.be/GJtvjxBYg7I</a></p> <p>You will then either have an <b>ow</b> reading sheet, or writing sheet to have a go at in your pack</p>	<p>Recap on all the sounds on your sound mats up to <b>ow</b>, can you say them quietly and then shout them out.</p> <p>You will have an <b>ow</b> writing sheet or an initial sounds game to have a go at in your pack.</p>	<p>Learn the new tricky word</p> <p><b>be</b></p> <p>Listen to the two tricky word songs.</p> <p><a href="https://youtu.be/TvMyssfAUxO">https://youtu.be/TvMyssfAUxO</a></p> <p>and</p> <p><a href="https://youtu.be/RO87lYrRpgY">https://youtu.be/RO87lYrRpgY</a></p> <p>You will have a <b>be</b> tricky word reading sheet and/or a tricky word list to have a go at in your pack.</p>




Reception Cherry and Apple class weekly overview

<p>Maths</p> 	<p><b>Subtraction</b>          To be able to take away a single digit number from another number to 10.          Can you sing our number song?  <a href="https://www.youtube.com/watch?v=dk9Yt1PqQiw&amp;list=PL9bsPVRsg1sn_Op6yAQ54Rr1fniByD8UI">https://www.youtube.com/watch?v=dk9Yt1PqQiw&amp;list=PL9bsPVRsg1sn_Op6yAQ54Rr1fniByD8UI</a></p> <p>Today we are going to look at subtraction.  <b>What does the word subtraction mean?</b> (take away) <b>What happens when we take away?</b> (the number becomes a smaller amount)</p> <p>Can you have a go at Monday's Maths activity. You'll need to cross out the amount that you're taking away and record the subtraction calculation.</p> <p>(Intro on zoom, activity should last 10-15 minutes)</p>	<p><b>Subtraction</b>          To be able to take away a single digit number from another number to 10.          Can you sing numbers to 20?  <a href="https://www.youtube.com/watch?v=DOAjq682yrm/watch?v=DOAjq682yrm">https://www.youtube.com/watch?v=DOAjq682yrm</a>          A</p> <p>Today we're going to look at subtraction again.  <b>What happened to the numbers yesterday when we took away?</b> They become a smaller amount. Instead of using pictures today, we're going to use a number track to help us take away. <b>When we take away, will we jump forward or back?</b>          We will jump backwards as the numbers become smaller. Can you use your number track from last weeks pack to count work out the subtraction calculations?</p> <p>(Intro on zoom, activity should last 10-15 minutes)</p>			
--	---	---	--	--	--

## Reception Cherry and Apple class weekly overview

Activities to complete throughout the week 🌞			
<p>UTW</p> 	<p><b>The Moon</b> To know about similarities and differences in relation to places. To talk about the features of their own immediate environment and how environments might vary from one another.</p> <p>Can you join in with this song called 'zoom zoom zoom, we're going to the moon?' <a href="https://www.youtube.com/watch?v=wzGqS9bG1VA">https://www.youtube.com/watch?v=wzGqS9bG1VA</a></p> <p>Can you think about the moon? What is it made from? Who has been there? How is it different from the Earth?</p> <p>Can you have a go at the Moon experiment? What happens when you drop the pebbles into the moon dust? Can an adult record some of the things you say on the slip provided and take a photo of you doing your experiment 🌞</p> <p>(Activity should last 30 minutes)</p>		
<p>Physical Development</p> 	<table border="1"><tr><td data-bbox="416 754 1227 1198"><p><b>Fine motor skills:</b> <b>Scissor skill book</b></p><ul style="list-style-type: none"><li>•Uses simple tools to effect changes to materials.</li><li>•Handles tools, objects, construction and malleable materials safely and with increasing control.</li></ul><p>To have a go completing the booklet using a pair of scissors. Make sure you hold the scissors correctly and take your time to stay on the line as best you can.</p></td><td data-bbox="1238 754 2045 1198"><p><b>PE</b> <b>BALANCE</b></p><ul style="list-style-type: none"><li>-Can stand momentarily on one foot when shown</li><li>-Travels with confidence and skill around, under, over and through balancing and climbing equipment.</li></ul><p>At school we have been practising lots of balancing activities. Follow the balancing challenge sheet in your pack in order to help your child improve their balance.</p></td></tr></table>  	<p><b>Fine motor skills:</b> <b>Scissor skill book</b></p> <ul style="list-style-type: none"><li>•Uses simple tools to effect changes to materials.</li><li>•Handles tools, objects, construction and malleable materials safely and with increasing control.</li></ul> <p>To have a go completing the booklet using a pair of scissors. Make sure you hold the scissors correctly and take your time to stay on the line as best you can.</p>	<p><b>PE</b> <b>BALANCE</b></p> <ul style="list-style-type: none"><li>-Can stand momentarily on one foot when shown</li><li>-Travels with confidence and skill around, under, over and through balancing and climbing equipment.</li></ul> <p>At school we have been practising lots of balancing activities. Follow the balancing challenge sheet in your pack in order to help your child improve their balance.</p>
<p><b>Fine motor skills:</b> <b>Scissor skill book</b></p> <ul style="list-style-type: none"><li>•Uses simple tools to effect changes to materials.</li><li>•Handles tools, objects, construction and malleable materials safely and with increasing control.</li></ul> <p>To have a go completing the booklet using a pair of scissors. Make sure you hold the scissors correctly and take your time to stay on the line as best you can.</p>	<p><b>PE</b> <b>BALANCE</b></p> <ul style="list-style-type: none"><li>-Can stand momentarily on one foot when shown</li><li>-Travels with confidence and skill around, under, over and through balancing and climbing equipment.</li></ul> <p>At school we have been practising lots of balancing activities. Follow the balancing challenge sheet in your pack in order to help your child improve their balance.</p>		

## Reception Cherry and Apple class weekly overview

<p>Expressive Arts Development</p>	<p><b>Vincent van Gogh- Starry Night</b> To safely use and explore a variety of materials, tools and techniques, experimenting with colour, design, texture, form and function.</p> <p>Can you have a look at the painting called Starry Night by Vincent Van Gogh. <a href="https://www.tate.org.uk/kids/explore/who-is/who-vincent-van-gogh">https://www.tate.org.uk/kids/explore/who-is/who-vincent-van-gogh</a></p> <p>Have a look on the Tate Kids website for lots of fun facts and information about Vincent Van Gogh and to see the picture Starry Night.</p> <p>Can you recreate this picture? Vincent Van Gogh used paints, so you could paint just like he did.</p> <p>(This activity should last half an hour)</p>	
<p>Forest School</p> 	<p><b>I spy</b></p> <ul style="list-style-type: none"><li>•Comments and asks questions about aspects of their familiar world such as the place where they live or the natural world.</li><li>•Can talk about some of the things they have observed such as plants, animals, natural and found objects.</li><li>•Talks about why things happen and how things work.</li><li>•Developing an understanding of growth, decay and changes over time.</li><li>•Shows care and concern for living things and the environment.</li></ul> <p>To decorate toilet tube. To go on a walk or explore your garden. Give your child a cardboard tube, ask your child to explore the area and to focus on specific things, up close or far away. Encourage them to show you the natural items they have found and write down what they can tell you about them.</p>	
<p>Communication and Language</p>	<p><b>Communication and language:</b> Question cards</p> <ul style="list-style-type: none"><li>- Listens to others one to one or in small groups, when conversation interests them.</li></ul> <p>Use these cards to prompt conversation between you and your child and encourage them to expand their</p>	 <p>answers.</p>
<p>Please continue to practice the children's independence skills e.g. putting shoes and coats on independently. To continue to read home reading book and other stories at home. Have a look on Oxford Owl for additional reading books : <a href="https://www.oxfordowl.co.uk/">https://www.oxfordowl.co.uk/</a></p>		