




Year 2 - Lime/Birch Class weekly overview

Week commencing: 08.02.2021

	Monday	Tuesday	Wednesday	Thursday	Friday
Writing 				Input at 9am Sheet dated 11.02 Can you write the middle of your story? (Around 40 mins)	Input at 9am Sheet dated 12.02 Can you write the end of your story? (Around 40 mins)
Reading	Story session on Zoom at 1:30pm	Story session on Zoom at 1:30pm	Input on Zoom at 9am Sheet dated 10.02 Can you write a book review for 'Lights on Cotton Rock?' (Around 20 mins) Story session on Zoom at 1:30pm	Show and tell on Zoom at 1:30pm	
Phonics 	Input on Zoom at 9am Sheet dated 08.02	Input on Zoom at 9am Sheet dated 09.02	Input on Zoom at 9am Sheet dated 10.02	Input on Zoom at 9am Sheet dated 11.02	Input on Zoom at 9am Sheet dated 12.02
Maths 	Input on Zoom at 9am Sheet dated 08.02- Can you find a fraction of a shape? (Around 20 mins)	Input on Zoom at 9am Sheet dated 09.02- Can you find a fraction of a shape? (Around 20 mins)			
<i>Activities to complete throughout the week in the afternoon</i>					
Science	Materials, Everyday items				

Year 2 - Lime/Birch Class weekly overview

	<p>Can you find any other materials in your house that aren't made out of metal, fabric, plastic or wood? What are they? What do they feel like? Why do you think they are made out of that material? Can you describe the objects that are made out of these other materials?</p> <p>Please follow this link; Which material do we use? - BBC Bitesize and complete the activities/answer the questions.</p> <p>Can you name all of the different materials now in your bedroom? Why do you think they are made of that material?</p> <p>Last week in forest school we thought about the daytime and night time. We discovered that the Sun is a huge light source for us humans on Earth.</p> <p>This week, we are going to think about other lights sources and link this to what we know about different materials already.</p> <p>Watch the video clip following this link; What is light? - BBC Bitesize</p> <p>Can you complete the little game on this page too, underneath the video?</p> <p>Now think about the different materials that you know and think about whether they are transparent, translucent or opaque.</p>
Science/DT	<p>Remember last week you watched this video; Science KS2: Rockets and astronauts - BBC Teach</p> <p>You did some research and designed your own rocket. This week can you have a go at making it?</p> <p>Use any materials that you can find. They don't need to be the materials you would really need for a rocket as they may be hard to get hold of! Use things like empty toilet roll holders, empty cereal boxes, pringle tubes and lids etc.</p> <p>Use your imagination and be as creative as you can!</p>
History and Music	<p>This week we would like you to do some research into who Gustav Holst is. What did he do? Where did he come from?</p> <p>Then listen to this piece of music called 'The Planets'; (3) Gustav Holst- The Planets, Full Suite - YouTube</p> <p>The piece of music is long but it is broken up into sections for each planet. Choose your favourite planet and then using coloured pencils create notations depending on how the music makes you feel.</p> <p>We have practised this in class before so for example, if the notes are high you might draw sharp pointy marks. If the notes are long and smooth you might draw wavy lines. If you can hear quick but regular sounds you might draw dots to represent these notes.</p> <p>Please draw your notations on the separate sheet provided 😊</p>

Year 2 - Lime/Birch Class weekly overview

Music and PE/Dance	<p>Please choose one of the dance video clips following this link (either water, air, Earth or fire); Physical Education / Music KSI: Dance with the Elements - BBC Teach</p> <p>Think about the music - what is it like? How do the dancers move in relation to the music for example, when the music is slow and soft do they move quickly or slowly? Can you create your own dance routine inspired by fire, water, air or Earth? Can you include a roll? Teddy bear, forwards/backwards or log roll Can you include a turn? Can you change levels from high to low?</p>
PE/PSHE	<p>This week we would like you to research into having a healthy lifestyle. We have thought about this at school, see if you can remember what we have already learnt and find out some more new facts! This website is very useful, there are games and facts on it that you might find interesting; Activities for Kids Kids' Activities Change4Life (www.nhs.uk)</p> <p>Can you now design a healthy living poster?</p>
Forest School	<p>This week we would like you to draw a simple map. First of all look on this website; Geographical Skills - Using Maps, Atlases and Globes - Year 1 / P2 Geography - This Term's Topics - Home Learning with BBC Bitesize - BBC Bitesize</p> <p>Remember a map is drawn as if you are looking from above or a 'birds eye view'. This could be of something small like your bedroom or your garden or even better it could be of your walk to school or your walk to your local park. Can you add a key?</p>

Year 2 - Lime/Birch Class weekly overview