




Key Stage 1 class weekly overview


Week commencing: 25th January

| | Monday | Tuesday | Wednesday | Thursday | Friday |
|---|--|--|---|--|--|
| Writing  | Introduce lift the flap fact file Moon/Moon Landing booklet Design the front cover | Make lift the flap booklet using facts from previous week | Project day. In a galaxy far away..... | | |
| Reading | Remember to read with your child every day for 10 minutes. | | | | |
| Phonics  | aw - yawn at dawn <i>Sheet to be completed (link on sheet)</i> Ar start the car See link below <i>Phonics sheet to be completed</i> <i>Tricky Word Sheet</i> <i>Practise reading</i> | wh - <i>Sheet to be completed (link on sheet)</i> Or horse with a torch See link below <i>Phonics sheet to be completed</i> <i>Tricky Word Sheet</i> <i>Practise reading</i> | Handwriting letter sheet | ph - photo flash! <i>Sheet to be completed (link on sheet)</i> Ur nurse with a purse See link below <i>Phonics sheet to be completed</i> <i>Tricky Word Sheet</i> <i>Practise reading</i> | ew - chew the stew <i>Sheet to be completed (link on sheet)</i> Sentence Sheet |
| Maths  | | | | Input from class teacher at 9.30am. <i>Sheet dated 28th Counting &</i> | Input from class teacher at 9.30am. <i>Sheet dated 29th Place Value.</i> |



Key Stage 1 class weekly overview

| | | | | | |
|--|--|--|--|------------------|--|
| | | | | writing numbers. | |
| <p>Mon : Ar start the car : Mr Thorne's Phonics https://www.youtube.com/watch?v=LXkE8aWfg2E</p> <p>Tues: Or horse with a torch Mr Thorne's Phonics : https://www.youtube.com/watch?v=33kvsqyOYdg</p> <p>Wed: Handwriting letter sheet</p> <p>Thurs : Ur nurse with a purse Mr Thorne's Phonics https://www.youtube.com/watch?v=Q49YSWKPyVo</p> <p>Tricky word song : https://www.youtube.com/watch?v=R0871YrRpgY</p> <p>Sentence copy sheet look at a book , toad on a log.</p> | | | | | |
| Activities to complete throughout the week | | | | | |
| Science | <p>Input from class teacher at 9.30am Wednesday</p> <p>Sheet- seasons cut & stick activity</p> <p>We will think in more detail this week about what events are associated with different seasons. Which season is your birthday in? How do the clothes that we wear differ depending on the season? What activities do we do in different seasons?</p> | | | | |
| PE | <p>See PE routine in Packs</p> | | | | |
| RE | <p>The story of Noah's Ark - sheet to be completed Tuesday 26th January</p> | | | | |

Key Stage 1 class weekly overview

| | | |
|-------------|--|--|
| <p>Art</p> | <p>This year The Museum in the Park in Stroud are holding a virtual exhibition of butterfly art designed by local children and we'd love our children to be part of it.</p> <p>We'd like the children to design their own butterfly on the piece of A5 card in the pack. Could it then come back to school please so it can be photographed.</p> <p>You could use any media you have to hand. Here are some ideas that you could choose from.....</p> <ul style="list-style-type: none"> • Go for a walk and collect some leaves and twigs and then arrange them in a butterfly shape. • Use different pieces of patterned paper, sweet wrappers, sequins or any crafty bits and pieces you have at home. • You could paint different pieces of paper with patterns, let dry and then cut and collage (in the style of Eric Carle's Hungry caterpillar). • Carefully draw a butterfly with symmetrical patterns and designs on each wing. <p>It will be lovely to see a variety of techniques so if you have a different idea we'd love to see it.</p> |  |
| <p>PSHE</p> | <p>STORY: BIG RED BATH - <i>keeping clean and having fun</i> <i>Talking about our Feelings</i> <i>I can talk about my feelings about the Corona Virus. Why do we keep clean?</i> <i>Open up discussion about current events in the news related to the coronavirus. How does it make you feel?</i> <i>Revisit personal hygiene and keeping clean</i> <i>Wash your hands song https://www.youtube.com/watch?v=dDHJW4r3e1E</i> <i>Activity: Have fun playing with Soapy water.</i> <i>Lots of soapy bowls of water children wash and play at washing dolls/ toys/ do the washing up in the kitchen sink and remember how to wash their own hands</i></p> | |

Key Stage 1 class weekly overview

| | | |
|--|---|--|
| | <p><i>Sheet in Pack : Make a poster to put up in your house to show how important it is to wash your hands.</i></p> | |
| Music | <p><i>Have another go at singing the song with your actions</i> Sun Moon and Stars Song https://www.youtube.com/watch?v=xcUyDAOIFk0  Music Making - Clapping Rhythms  Sheet in Pack You will need: Scissors and glue Instructions: <ol style="list-style-type: none">1. Cut out the pictures of the different space words and blank strips.2. Clap the correct rhythm for each picture e.g. helmet would be two claps.3. Play around with making up different patterns. E.g. Helmet, helmet, sun, sun4. You should try repeating the rhythms5. Make different rhythms by sticking them to the empty grid when you are ready.<p><i>If you want to make a video of yourself clapping and saying the words to the rhythms, you can send it to your class email!</i></p></p> | |
| Forest School  | <p><i>This week we are going to be making bird feeders to help attract birds to our garden. There were some instructions in last week's pack and another version this week to try if you have the ingredients.</i></p> <p><i>We will be joining in the RSPB survey of the birds that visit your garden.</i></p> <p><i>The link below takes you to the RSPB site with details of the survey and useful information for children.</i></p> <p>https://www.rspb.org.uk/fun-and-learning/for-teachers/schools-birdwatch/</p> <p><i>Find a place for a good perch and a place to leave water and feeders. Preferably somewhere you can see from a window of your house. Birds also love raisins and fruit if you have any that's got a bit old or wrinkly!</i></p> | <p><i>There is a live lesson on Thursday 28th January at 11am. Its aimed at KS2 but might be interesting to watch.</i></p>  <p>https://www.bbc.co.uk/teach/live-lessons/big-schools-winterwatch-live-lesson/zv8vn9q</p> |

Key Stage 1 class weekly overview

Additional notes: