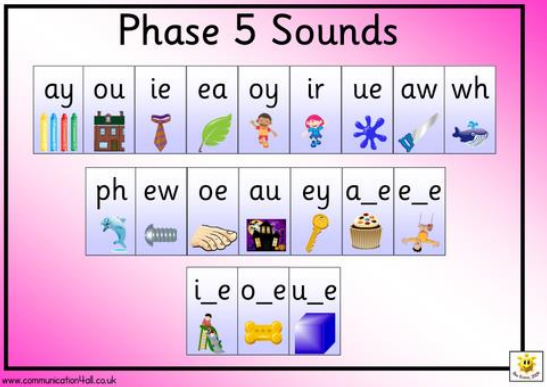


Year 1 Willow and Oak class weekly overview

Week commencing 26/04/21

	Learning Objective	Suggested Activities																																																																																																				
<p>Literacy</p>	<p>Fairy tales/traditional tales.</p> <p>Making a story map</p>	<p>We are reading 'There's no dragon in this story' and have done some hot seating and drama, thinking carefully about the character of the dragon.</p> <p>The link below takes you to a reading of this story with the pictures. https://www.youtube.com/watch?v=F5CIYtKFq0c</p> <p>Think carefully about the order of the story and the main events. What happens at the beginning middle and end?</p> <p>Have a go at drawing a story map and labelling your pictures.</p> <div data-bbox="1464 376 1756 679"> </div> <p>Example of a story map</p> <div data-bbox="1482 735 1883 943"> </div>																																																																																																				
<p>Phonics</p>	<p>We will continue to recap our phase 2, 3 and 5 sounds.</p>	<div data-bbox="551 970 1093 1358"> <h3>Phase 2 Sounds</h3> <table border="1"> <tr> <td>s</td><td>a</td><td>t</td><td>p</td><td>i</td><td>n</td><td>m</td><td>d</td> </tr> <tr> <td></td><td></td><td></td><td></td><td></td><td></td><td></td><td></td> </tr> <tr> <td>g</td><td>o</td><td>c</td><td>k</td><td>ck</td><td>e</td><td>u</td><td>r</td> </tr> <tr> <td></td><td></td><td></td><td></td><td></td><td></td><td></td><td></td> </tr> <tr> <td>h</td><td>b</td><td>f</td><td>ff</td><td>l</td><td>ll</td><td>ss</td> </tr> <tr> <td></td><td></td><td></td><td></td><td></td><td></td><td></td> </tr> </table> <p><small>www.communicatorhall.co.uk</small></p> </div> <div data-bbox="1330 970 1854 1342"> <h3>Phase 3 Sounds</h3> <table border="1"> <tr> <td>j</td><td>v</td><td>w</td><td>x</td><td>y</td><td>z</td><td>zz</td><td>qu</td><td>ch</td> </tr> <tr> <td></td><td></td><td></td><td></td><td></td><td></td><td></td><td></td><td></td> </tr> <tr> <td>sh</td><td>th</td><td>ng</td><td>ai</td><td>ee</td><td>igh</td><td>oa</td><td>oo</td><td>oo</td> </tr> <tr> <td></td><td></td><td></td><td></td><td></td><td></td><td></td><td></td><td></td> </tr> <tr> <td>ar</td><td>or</td><td>ur</td><td>ow</td><td>oi</td><td>ear</td><td>air</td><td>ure</td><td>er</td> </tr> <tr> <td></td><td></td><td></td><td></td><td></td><td></td><td></td><td></td><td></td> </tr> </table> <p><small>www.communicatorhall.co.uk</small></p> </div>	s	a	t	p	i	n	m	d									g	o	c	k	ck	e	u	r									h	b	f	ff	l	ll	ss								j	v	w	x	y	z	zz	qu	ch										sh	th	ng	ai	ee	igh	oa	oo	oo										ar	or	ur	ow	oi	ear	air	ure	er									
s	a	t	p	i	n	m	d																																																																																															
g	o	c	k	ck	e	u	r																																																																																															
h	b	f	ff	l	ll	ss																																																																																																
j	v	w	x	y	z	zz	qu	ch																																																																																														
sh	th	ng	ai	ee	igh	oa	oo	oo																																																																																														
ar	or	ur	ow	oi	ear	air	ure	er																																																																																														

Year 1 Willow and Oak class weekly overview

		 <p>The chart is titled 'Phase 5 Sounds' and is organized into three rows of boxes, each containing a phoneme and a small icon. Row 1: ay (candy), ou (house), ie (tie), ea (leaf), oy (child), ir (child), ue (snowflake), aw (saw), wh (whale). Row 2: ph (phone), ew (wheel), oe (eye), au (hand), ey (eye), a_e_e_e (cake), e_e_e_e (cat). Row 3: i_e_o_e_u_e (child, bone, cube). A small logo for 'www.communicatorHall.co.uk' is at the bottom left.</p>	<p>Watch these tricky words songs</p> <p>Phase 3 https://www.youtube.com/watch?v=R087IYrRpgY Phase 4 https://www.youtube.com/watch?v=3NOzgr1ANc4</p> <p>Recap these phonemes ay and ou Watch Geraldine Giraffe. Can you write a list of words with these sounds?</p> <p>ay https://www.youtube.com/watch?v=MTCP8i4Nwgc ou https://www.youtube.com/watch?v=-qtCB7CYH3I</p>
RE	<p>We are learning about the Jewish faith.</p>	<p>This week we are learning about 'Shabbat'</p> <p>Discuss the days of the week. Which days are for work, and which are for rest? Think about how you spend your weekends. What is your favourite weekend activity? Shabbat is a special 'day of rest' when Jewish people think about God. Watch the clip below to find out more https://www.bbc.co.uk/bitesize/clips/z3hyr82</p> <p>Discuss how Shabbat is special and separate from ordinary weekends, ie routine, special prayers, candles, special blessings, bread and wine, family time, rest from work.</p> <p>Draw a picture of something that you like to do at the weekend. Can you draw and label a picture of what a Jewish child would do on the Shabbat.</p>	
Maths	<p>We are thinking about subtraction this week.</p>	<p>How many words can you think of that mean the same as subtraction? (take away, less, minus, left.....) Have a practise subtracting practically. Count out a group of objects, take an amount away and count how many you have left.</p>	<p>Have go at the worksheet below. Can you write a number sentence for each one?</p>

Year 1 Willow and Oak class weekly overview

Can you record it in a number sentence?

We are learning to subtract by counting back on a numberline.
The link below takes you to Whiterose maths.
Watch the 'subtraction counting back' video
<https://whiterosemaths.com/homelearning/year-1/spring-week-3/>

Practise counting back.

CLASSROOM Counting back 2 **W3 E**

Hop back two space and circle the new number.

Start at 5, hop back two. Circle the new number.

Start at 7, hop back two. Circle the new number.

Start at 8, hop back two. Circle the new number.

Start at 4, hop back two. Circle the new number.

Start at 6, hop back two. Circle the new number.



www.profsite.com

Play BBC Karatecats addition and subtraction maths games
<https://www.bbc.co.uk/games/embed/karate-cats-2?exitGameUrl=https%3A%2F%2Fbbc.co.uk%2Fbitesize%2Farticles%2Fz4sscw>

Have a go at this worksheet
Remember, don't start counting until you land on the next number.


Name: _____ Date: _____


Subtraction Using a Number Line


 $18 - 2 = \underline{\quad}$ 

$6 - 2 = \underline{\quad}$

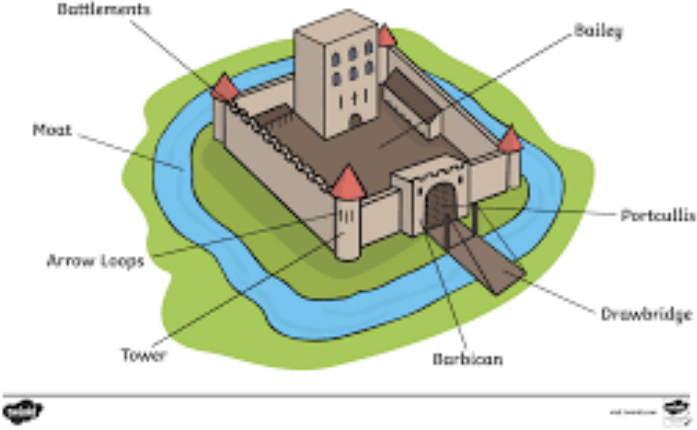

$10 - 5 = \underline{\quad}$

$12 - 2 = \underline{\quad}$ 

$13 - 10 = \underline{\quad}$ 

$10 - 4 = \underline{\quad}$ 

Year 1 Willow and Oak class weekly overview

<p>History</p>	<p>What is a castle? Identifying key features of a castle</p>	<p>We are learning about the key features of castles and thinking about who lives in them. Watch the BBC bitesize clip to find out more. https://www.bbc.co.uk/bitesize/articles/z6bpm39 What were the different jobs that people had in a castle? When and why castles were built? Have you ever been to a castle? Draw and label a castle.</p>	<p style="text-align: center;">Parts of a Castle</p> 
<p>Forest School</p>	<p>Planting beans and monitoring their growth.</p>	<p>Planting a bean</p> <p>Questions; Where do you think that the bean came from? What is it going to need to grow? What's going to happen to it? Above the soil? Below the soil? How could we record its growth?</p> <p>Talk about what all plants need to grow (light, soil,, warmth) I wonder what happens to a bean that doesn't have those things?</p> <p>If possible, do a 'control' experiment and put a second bean somewhere dark and without water.</p>	<p><i>Growing a bean plant</i></p> <p>What you need</p> <ul style="list-style-type: none"> Plant pot Seeds Soil Watering can <p>~</p> <p>A light and airy space to grow your bean.</p>  <p><small>SparkleBox © Copyright 2017, SparkleBox Teacher Resources (www.sparklebox.co.uk)</small></p> <p>Timelapse video of growing bean https://www.youtube.com/watch?v=w77zPAAtVTU</p>
<p>Music</p>	<p>Making rhythms with words</p>	<p>This week we are going to make up your own rhythms using castle words to make up new rhythms. We will be learning to make up our own rhythms or patterns in music using topic words.</p>	

Year 1 Willow and Oak class weekly overview

		<p>Warm Up. Watch Go noodle Banana banana meat ball song https://www.youtube.com/watch?v=BQ9q4U2P3ig</p> <p>Watch 'Bootscats'beat box https://www.youtube.com/watch?v=Nni0rTLg5B8</p> <p>Have a go at doing your own with castle words. E.g. castle, tower, drawbridge, castellation. Turret, flag etc Have lots of fun!</p>
<p>Please continue to read your reading books at home and bring them back to school on a Monday and a Friday to be changed where possible. Thank you for your support, it really does make a difference.</p>		