








# Reception Cherry and Apple class weekly overview

































Week commencing: 7/6//2021

Subject	Objectives and activities
<p>Literacy</p> 	<p><b>Jack and the beanstalk</b>            I can talk about something I have read.            I can use language influenced by what I have read.            Can you listen to the story of Jack and the beanstalk?  <a href="https://www.youtube.com/watch?v=W5rxflRgXRE">https://www.youtube.com/watch?v=W5rxflRgXRE</a></p> <p>Talk about the story with someone in your house.  <i>Who are the characters? What are they like? How are they feeling at different points in the story?            What happens in the beginning, the middle and the end?</i></p> 
<p>Phonics</p> 	<p><b>I can recall alternative sounds for graphemes.</b>            Can you watch the videos for these alternative sounds <b>ay, ou, ie</b>?</p> <p>The ay sound: <a href="https://www.youtube.com/watch?v=MTCP8i4Nwgc">https://www.youtube.com/watch?v=MTCP8i4Nwgc</a>            The ou sound: <a href="https://www.youtube.com/watch?v=-qtCB7CYH3I">https://www.youtube.com/watch?v=-qtCB7CYH3I</a>            The ie sound: <a href="https://www.youtube.com/watch?v=DoPUHeAOCHA">https://www.youtube.com/watch?v=DoPUHeAOCHA</a></p> <p>Can you then go around your house and find some items that have that sound in?            Can you sound out and record the word using the new digraph graphemes?</p>
<p>Maths</p> 	<p><b>Sharing</b>  <b>I can physically share items into equal groups.</b>            Can you watch this number jacks episode on fair shares?  <a href="https://www.youtube.com/watch?v=WeXTDYS3E-4">https://www.youtube.com/watch?v=WeXTDYS3E-4</a></p> <p>This week we are <b>sharing</b>. When we share items we have to split them into equal groups. What does the word <b>equal</b> mean? It means groups that have the same amount. The group will be fair.            Can you find something in your house to share out? This could be lego, cereal or sweets.</p> <p>Can you complete these sharing problems, by splitting the amount into the equal groups:</p> <p>6 shared by 3            10 shared by 5            8 shared by 4            2 shared by 2            4 shared by 2</p>

## Reception Cherry and Apple class weekly overview

<p>UTW</p> 	<p><b><u>Planting Sunflowers</u></b> Can you get some sunflower seeds and a pot? Can you follow the instructions to plant the seed?</p> <ol style="list-style-type: none"><li>1- Put some soil in a pot.</li><li>2- Make a hole in the soil.</li><li>3- Put the seed in the hole.</li><li>4- Cover the seed.</li><li>5- Water the seed.</li><li>6- Put in sunny place in garden.</li></ol> <p>Can you watch the seed and see if it grows. Don't forget to water your plant.</p>
<p>Physical Development</p> 	<p><b><u>Cosmic Kids Yoga</u></b> <b>To be able to move in different ways.</b> Can you follow the time out meditation? Can you listen to the lady and follow the breathing techniques? <a href="https://www.youtube.com/watch?v=9_vEZTrntyA">https://www.youtube.com/watch?v=9_vEZTrntyA</a></p> <p><b>Fine motor activity:</b> With the playdough you make in the communication activity, can you complete the dough disco activity? <a href="https://www.youtube.com/watch?v=BOLR3pQt8zg">https://www.youtube.com/watch?v=BOLR3pQt8zg</a></p>
<p>Expressive Arts Development</p>	<p><b><u>Beanstalks</u></b> <b>I can construct with a purpose in mind.</b> <b>I can use what I have learnt about media and materials in original ways, thinking about uses and purposes.</b> Can you build your own beanstalk? You could use lego or bricks. Or you can use junk modelling items from your recycling. Use what ever you want to, but use your imagination to create your magic beanstalk. Don't forget to talk a picture of you and your beanstalk to show your teacher.</p> 

## Reception Cherry and Apple class weekly overview

<p>Forest School</p> 	<p><u>Scavenger hunt</u> Children to have a tick list sheet that they have to go out in the garden with. To find the items and cross them off; such as types of leaves, rocks, fur cones, feathers etc. Please see list to the right.</p>	 <p>Treasure Hunt www.PlaygroundHunt.com</p> <table border="0"><tr><td> Pine Needles</td><td> Smooth Rock</td><td> Nut</td></tr><tr><td> Green Leaf</td><td> Yellow Leaf</td><td> Red Leaf</td></tr><tr><td> Pine Cone</td><td> Flower</td><td> Feather</td></tr><tr><td></td><td> Insect</td><td></td></tr></table>	 Pine Needles	 Smooth Rock	 Nut	 Green Leaf	 Yellow Leaf	 Red Leaf	 Pine Cone	 Flower	 Feather		 Insect	
 Pine Needles	 Smooth Rock	 Nut												
 Green Leaf	 Yellow Leaf	 Red Leaf												
 Pine Cone	 Flower	 Feather												
	 Insect													
<p>Communication and Language</p>	<p><u>Following instructions</u> <b>I can follow 1 step and 2 step instructions.</b> Can you make your own playdough? <u>What you will need:</u> 1 cup white flour. 1 cup water. few drops of food coloring. 1/2 cup salt. 1 teaspoon vegetable oil. 1/2 teaspoon cream of tartar. <u>Instructions:</u> Combine all ingredients in a saucepan and cook over medium heat, constantly stirring so it doesn't stick to the pan. When the mixture starts to stick together and form a ball, remove the pan from the stove. Let the dough get cool enough to touch before playing.</p>													
<p>Please continue to practice the children's independence skills e.g. putting shoes and coats on independently. To continue to read home reading book and other stories at home. Have a look on Oxford Owl for additional reading books : <a href="https://www.oxfordowl.co.uk/">https://www.oxfordowl.co.uk/</a></p>														