








Reception Cherry and Apple class weekly overview




Week commencing: 28/6//2021

Subject	Objectives and activities
<p>Literacy</p> 	<p>Princess and the Pea by Rachel Isadora Can you listen to the story about the Princess and the pea: https://www.youtube.com/watch?v=fufQ39GcBxI</p> <p>Where do you think the story is set? Why do you think that? How did the Prince know she was a real Princess? Can you draw a picture of what happens at the beginning, middle and end of the story? Can you write key words under each picture to remind you of what happened in the story? See if you can retell the story from your pictures.</p>
<p>Phonics</p> 	<p>I can recall alternative sounds for graphemes. We are learning some alternative sounds this week:</p> <p>Wh- when the wh stick together they make the 'w' sound. Watch this video on the wh sound: https://www.youtube.com/watch?v=vuYZVrh1iPc</p> <p>Can you think of words with the ue sound in? Can you record them? (when, whiff, wheel, wheat, whisk).</p> <p>Ph- When a p and h are stuck together they make the 'f' sound. Watch this video on the ph sound: https://www.youtube.com/watch?v=z1bseWOnI2k</p> <p>Can you then go around your house and find some items that have that sound in? Can you sound out and record the word using the new digraph gramphemes?</p> <p>Ew- When an e and w are stuck together it makes the oo/ue sound. Watch the video on the ew sound: https://www.youtube.com/watch?v=ZojmFjUAGh4</p> <p>Look at these ew words. Can you fine the ew sound in them and circle it. Where is the ew sound in the word? What do you notice about all the ew words?</p>

Reception Cherry and Apple class weekly overview

	<p>Blew grew chew flew</p> <p>Screw threw crew few</p>
<p>Maths</p> 	<p>Money I can explore money and sort it into denominations. I can state how much a coin is worth. Can you watch the money song? https://www.youtube.com/watch?v=dFzAU3uO6Ps</p>  <p>Can you get the coins out again. Can you go over how much each coin is worth? Set up a shop in your house. Can you put prices on the items? Then with people in your house can you pay for the items? Try to see if you can use other coins to pay e.g. if it is worth 5p can you pay with 2p and 1p coins?</p>
<p>UTW</p> 	<p>Planting Sunflowers Can you look at the sunflower that you have planted? What does it look like this week? Can you draw a picture of what it looks like and tell an adult about any changes that you notice. Measure your sunflower with a ruler to see how tall it is. Can you write it onto your picture?</p>
<p>Physical Development</p> 	<p>Football I can show increasing control over objects. Can you get a football out in the garden. Can you dribble the football? Can you practise dribbling the football by using little kicks, keeping the ball in control and using the inside and outside of your feet. Follow these Steps to Success: 1-Use the inside/outside of your feet. 2-You need to use both of your feet. 3- Keep the ball under control. 4- Use short taps of the ball. 5- Keep your eyes up!</p> 

Reception Cherry and Apple class weekly overview

<p>Expressive Arts Development</p>	<p><u>Summer picture</u> I can create my own representation of a summer scene. It is Summer time. Can you draw a picture of you doing something you enjoy doing in summer? You could be in the paddling pool or at the beach. You might be in your favourite shorts and tshirt or eating an ice cream. You can colour it in with what ever you like, make it look exactly like your Summer time fun!</p>
<p>Forest School</p> 	<p><u>Signs of Summer</u> I can notice changes in my environment. Can you go out into your garden. What do you notice in the natural environment? Can you notice any of the signs of Summer? <i><u>The Signs of Summer:</u></i> <i>The trees are in full leaf.</i> <i>We normally start to experience warmer, sunnier weather.</i> <i>Spring flowers are replaced by summer flowers, such as Yarrow and Sedum.</i> <i>You will start to see more butterflies as the summer season approaches.</i> <i>An obvious sign of summer is when the sun begins to rise before 6.30 am.</i> <i>During summer more people have barbecues.</i> Use your 5 senses to see what you can spot. What can you see? What can you smell? What can you hear?</p> 
<p>Communication and Language</p>	<p><u>Ice Lollies</u> Can you follow the recipe to make your own lollies? <u>Ingredients</u></p> <ol style="list-style-type: none">1. 2 bananas2. 4 large strawberries3. 100g natural yogurt4. 200g dark chocolate5. 1 tbsp hundreds and thousands6. You will also need:7. 4 wooden lolly sticks 

Reception Cherry and Apple class weekly overview

Method

STEP 1

Peel the bananas and trim off the very ends if you'd like them neater. Then chop them each into 4 equal-sized chunks. Thread a strawberry onto each lolly stick first, then push on the pieces of banana.

STEP 2

The chocolate should set pretty much instantaneously, but you can keep them in the freezer until you want to serve them for up to 1 week

When all your banana pops are made lay them on a baking tray and put in the freezer, uncovered, for 1 hr.

STEP 3

Put the yogurt into a tall glass or jug then dip each banana pop into the yogurt to coat (avoiding the strawberries), then place back onto the tray to refreeze until set.

STEP 4

Melt the chocolate in the microwave in 30 second bursts (stirring after each blast) then pour into a mug. Dip the end piece of each banana pop in the chocolate then sprinkle over the hundreds and thousands.

STEP 5

The chocolate should set pretty much instantaneously, but you can keep them in the freezer until you want to serve them for up to 1 week.

Please continue to practice the children's independence skills e.g. putting shoes and coats on independently.

To continue to read home reading book and other stories at home. Have a look on Oxford Owl for additional reading books : <https://www.oxfordowl.co.uk/>