






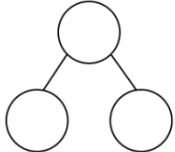








# Reception Cherry and Apple class weekly overview

Week commencing: 5/7/2021

Subject	Objectives and activities
<p>Literacy</p> 	<p><b>Princess and the Pea by Rachel Isadora</b>            Can you listen to the story about the Princess and the pea:  <a href="https://www.youtube.com/watch?v=fufQ39GcBxI">https://www.youtube.com/watch?v=fufQ39GcBxI</a></p> <p>What type of tale is the story? (wanting tale- the character wants something, they struggle to find it, at the end they get what they want). Can you draw a picture of the story and write a sentence about what happens?</p> 
<p>Phonics</p> 	<p><b>I can recall alternative sounds for graphemes.</b></p> <p>Can you write the word for each of these pictures using the new sounds we have learnt?</p> <div style="display: flex; justify-content: space-around;">     </div> <p>(play, sea, pie and snow)            Can you write a sentence about one of these picture?</p>
<p>Maths</p> 	<p><b>Number bonds</b>  <b>I can find two numbers to make 10.</b>  <b>I can recall numbers that make 10.</b>            Can you join in with this number bond song?  <a href="https://www.youtube.com/watch?v=LD9tjBUiXs0">https://www.youtube.com/watch?v=LD9tjBUiXs0</a></p> <p>Can you get something from in your house to use at counters, such as lego, cereal or sweets etc.? Can you get 10 of these things, count them out to make sure. Can you then split them into 2 groups? Can you then record to two groups that you have made? E.g. <math>3 + 7 = 10</math>.</p> <p>★ Challenge: Can you write one of your calculations into a part part whole?</p> 

## Reception Cherry and Apple class weekly overview

<p>UTW</p> 	<p><b><u>The Royal Family</u></b> <b>I can talk about the royal family.</b> We have been learning about the Princess and the Pea. This is where a Prince was looking for a real Princess to marry. Can you look at this website about the British Royal Family? <a href="https://www.bbc.co.uk/news/uk-23272491">https://www.bbc.co.uk/news/uk-23272491</a></p> <p>Can you draw a picture of the royal family and label the members you have drawn?</p>
<p>Physical Development</p> 	<p><b><u>Football</u></b> <b>I can show increasing control over objects.</b> Can you get a football out in the garden. Can you dribble the football? Can you practise dribbling the football by using little kicks, keeping the ball in control and using the inside and outside of your feet. Follow these Steps to Success: 1-Use the inside/outside of your feet. 2-You need to use both of your feet. 3- Keep the ball under control. 4- Use short taps of the ball. 5- Keep your eyes up!</p> 
<p>Expressive Arts Development</p>	<p><b><u>Sunshine in my heart</u></b> <b>I can learn a song and sing in tune with it.</b>  Can you listen to Sunshine in my heart? <a href="https://www.youtube.com/watch?v=-e8QOHmiLSU">https://www.youtube.com/watch?v=-e8QOHmiLSU</a></p> <p>Can you join in with the song and sing with the tune?</p> 
<p>Forest School</p> 	<p><b><u>Colour treasure hunt</u></b>  Can you get an egg box from the recycling box? Can you paint each section a different colour? Maybe a red, purple, different shades of green.</p> <p>Then can you go into the garden and find something that is that colour. Then can you stick it to your egg box. Look at the picture to see what you have to do.</p> 

## Reception Cherry and Apple class weekly overview

### Communication and Language

#### Snap!

**I can play close attention and focus on a game in hand.**

To have a pack of cards and at least 2 players.

#### How to play

The player to the left of the dealer goes first and the play then moves clockwise. On their turn, each player turns over the top card from their face-down pile. When someone turns over a card that matches a card already face-up on another player's pile, players race to be the first to call "Snap!" The player who calls "Snap!" first wins both piles and adds them to the bottom of their face-down pile.

When moving a card from the face-down pile to your face-up pile, each player should do it by turning the card away from them. This ensures that the player does not see the card before their opponents have a chance to do the same. Turn the card quickly so that you do not give yourself a disadvantage.

If two players call "Snap!" at the same time, the two piles are placed in the center of the table and combined into a face-up snap pot with one of the two matching cards on top. Play then continues where it left off.

When someone turns over a card that matches the card on top of the snap pot, players race to be the first to call "Snap Pot!" The player who calls "Snap Pot!" first wins the snap pot and the matching pile. If there's another tie, the matching pile is added to the snap pot.

Please continue to practice the children's independence skills e.g. putting shoes and coats on independently.

To continue to read home reading book and other stories at home. Have a look on Oxford Owl for additional reading books : <https://www.oxfordowl.co.uk/>