







Year 2 Birch and Lime class weekly overview

Week commencing 14/06/21

	Learning Objective	Suggested Activities
Literacy	<p>This week, we will continue exploring our new key text 'Into the Forest' by Anthony Browne.</p> 	<p>This week, we are going to continue looking at our new key text 'Into the Forest'.</p> <p>Here are the links to stories read aloud; (1) Into the Forest by Anthony Browne - YouTube</p> <p>Have a think about; What type of text is it? Is it fiction or non-fiction? Is it a story? What characters are in the story? What are the settings? What did you like about the story? Did you spot anything in the background of the pictures?</p> <p>Have a go at creating a map of the boy's journey through the forest and have write little captions to explain how the boy may have felt.</p>
Phonics	<p>Please ask your child's teacher which phase your child is learning or which teacher they are working with if they can't remember.</p>	<p>Phase 3 (Miss Snell's group) - You could recap phase 3 sounds and test your child on these whilst reading with them to see if they are applying their phase 2 and 3 phonetic knowledge.</p>

Phase 3

Sounds	Tricky Words
	we me
	all are
	they my
	her was
	be you
	she he

Phase 5 (Mrs Glew's) -

This week, we will be continuing to learn new phase 5 sounds. The sound of the week is the digraph 'ue'.

You could practise reading this sound in some words such as;

'ue' making 'you' sound - issue, tissue, value, rescue

'ue' making 'oo' sound - clue, blue, glue, true,

Phase 5 (Mrs Giles' group) -

This week we will be practising spelling words including all of the alternative 'air' sounds.


Which words can you think of? Can you write them in a sentence?

For example;

Year 2 Birch and Lime class weekly overview

		<p><i>air'</i> - chair, flair, stairs, hair, air, fair, pair <i>'ere'</i> - there, where, nowhere, somewhere, anywhere, everywhere <i>'are'</i> - stare, care, bare, square <i>'ear'</i> - bear, pear, wear, tear</p> <p><u>Phase 5/6 (Mrs Walker's group) -</u> This week we will be practising spelling words with silent letters in them. You could practise words such as;</p> <p>Huge Hedge Change Fudge Bridge Edge Knock Knee Knight Know Gnome Gnat Gnaw</p>
Maths	Counting up in 2's, 5's, 10's and 3's Patterns	This week we will continue to recap counting up in 2's, 5's, 10's and 3's. You could practise these at home, here are some videos to help you;

Year 2 Birch and Lime class weekly overview

		<p>(1) Count by 2 Dancing 2's Skip Counting by 2 Count to 100 Educational Songs Jack Hartmann - YouTube</p> <p>(2)(1) Count by 5's Exercise and Count By 5 Count to 100 Counting Songs Jack Hartmann - YouTube</p> <p>(3)(1) Count by 10's Count by 10 Count to 100 Counting Songs Jack Hartmann - YouTube</p> <p>(1) Counting by 3s - YouTube</p> <p>We will also be looking at repeated patterns.</p>
Art	Father's Day	<p>This week, we will be making Father's Day cards.</p> <p>All you will need is; Black card Chalks Sequins/gems/stickers</p> 
Science	Food Chains and animal classifications	<p>This week, we will be learning about the classifications of animals and what they eat.</p>

Year 2 Birch and Lime class weekly overview

		<p>Think about the different types of animal's that you have learnt about in Year 1, here is a video to help your memory; https://www.bbc.co.uk/bitesize/topics/z6882hw</p> <ul style="list-style-type: none">-Mammals-Amphibians-Birds-Fish-Reptiles-Minibeasts <p>They are put into these groups depending on what they eat. What type of foods do they eat? https://www.bbc.co.uk/bitesize/topics/z6882hw/articles/z96vb9q</p> <p>Some animals (rabbits, deer, horses) that only eat plants, called a herbivore.</p> <p>Other animals (Otters, tawny owl, Scottish wild cat) only eat meat, they are called carnivores.</p> <p>Some animals that eat meat and plants called omnivores (foxes, hedgehogs and badgers).</p> <p>Can you think of an animal and tell a grown-up what type of animal they are and what they eat? If you're not sure you could look it up in a book or on Google.</p>
PE	This term, we are focusing on team games.	Firstly, we will be doing various paired and team activities in order to build trust and practice working as a team.

Year 2 Birch and Lime class weekly overview

		<p>We will be playing different team games such as, 'rob the nest', 'dishes and domes', 'space trash' and 'dodgeball'. This will help us to understand how to be a good team player and talk about team tactics.</p> <p>We are also enjoying Cosmic Kids Yoga to warm up and stretch and well as practising dances such as 'Just Dance', 'Go Noodle' and 'Kids Bop' on YouTube.</p>
Geography and History	NC: Changes within living memory. Researching types of castles and finding out about castles in the UK.	<p>This week, we will recap our learning about castles in the UK and learn about the different job roles in a castle.</p> <p>You could have a go at learning this song; https://www.youtube.com/watch?v=5Z9zXpN4G7M</p> <p>Here are some interesting videos that may help you as well;</p> <ul style="list-style-type: none">*What is a castle? https://www.youtube.com/watch?v=AesgRREuCQI*Talk to your child about types of castles, show clip: https://www.youtube.com/watch?v=RXXDThkJ3Ew*Show your child aerial photos of different castles in the UK http://www.primaryhomeworkhelp.co.uk/castles/timeline.htm https://www.castlexplorer.co.uk/*English heritage- Postcard from different castles https://www.youtube.com/watch?v=f-ZXmfqc0HA&list=PLx2QMoaITh9eAbra3uPThn3xgi34t5Jul*Castles through time- https://www.english-heritage.org.uk/castles/castles-through-time/

Year 2 Birch and Lime class weekly overview

		<p>*Features of a castle: https://www.youtube.com/watch?v=dGXkMVsZac0</p> <p>https://www.youtube.com/watch?v=1k-LhWB4QaA Life in a castle from the perspective of a noblewoman</p> <p>*Who worked in a medieval castle? https://www.youtube.com/watch?v=sXq3cCk8_Nk</p> <p>Can you find out the different job roles in a castle?</p>
		<p>Please continue to read your reading books at home and bring them back to school on a Monday and a Friday to be changed where possible.</p>